

Data Analytics and Visualization Environment for xAPI and the Total Learning Architecture

DAVE Learning Analytics Algorithms

8 November 2019

This work was supported by the U.S. Advanced Distributed Learning (ADL) Initiative (HQ0034-18-C-0040). The views and conclusions contained in this document are those of the authors and should not be interpreted as representing the official policies, either expressed or implied, of the ADL Initiative or the U.S. Government. The U.S. Government is authorized to reproduce and distribute reprints for Government purposes.



Distribution Statement A

Approved for public release: distribution unlimited.

REPORT DOCUMENTATION PAGE					<i>Form Approved</i> <i>OMB No. 0704-0188</i>	
The public reporting burden for this collection of information is estimated to average 1 hour per response, including the time for reviewing instructions, searching existing data sources, gathering and maintaining the data needed, and completing and reviewing the collection of information. Send comments regarding this burden estimate or any other aspect of this collection of information, including suggestions for reducing the burden, to Department of Defense, Washington Headquarters Services, Directorate for Information Operations and Reports (0704-0188), 1215 Jefferson Davis Highway, Suite 1204, Arlington, VA 22202-4302. Respondents should be aware that notwithstanding any other provision of law, no person shall be subject to any penalty for failing to comply with a collection of information if it does not display a currently valid OMB control number.						
PLEASE DO NOT RETURN YOUR FORM TO THE ABOVE ADDRESS.						
1. REPORT DATE (DD-MM-YYYY) 08-11-2019		2. REPORT TYPE Research Report			3. DATES COVERED (From - To) February 2018 - November 2019	
4. TITLE AND SUBTITLE Data Analytics and Visualization Environment for xAPI and the Total Learning Architecture: DAVE Learning Analytics Algorithms				5a. CONTRACT NUMBER HQ0034-18-C-0040		
				5b. GRANT NUMBER N/A		
				5c. PROGRAM ELEMENT NUMBER 0603769D8Z		
6. AUTHOR(S) Blake-Plock, Shelly.				5d. PROJECT NUMBER N/A		
				5e. TASK NUMBER N/A		
				5f. WORK UNIT NUMBER N/A		
7. PERFORMING ORGANIZATION NAME(S) AND ADDRESS(ES) Yet Analytics, Inc. 201 E Baltimore Street Suite. 630 Baltimore, MD 21202					8. PERFORMING ORGANIZATION REPORT NUMBER	
9. SPONSORING/MONITORING AGENCY NAME(S) AND ADDRESS(ES) OUSD Personnel & Readiness Advanced Distributed Learning Initiative 13501 Ingenuity Drive, Suite 248 Orlando, Florida 32826					10. SPONSOR/MONITOR'S ACRONYM(S) OUSD/P&R/FE&T/ADLI	
					11. SPONSOR/MONITOR'S REPORT NUMBER(S)	
12. DISTRIBUTION/AVAILABILITY STATEMENT Distribution A						
13. SUPPLEMENTARY NOTES						
14. ABSTRACT <p>This report introduces a language for defining the functionality of learning analytics algorithms in terms of Operations, Primitives and Algorithms which will be used to define Algorithms corresponding to an initial set of learning analytics questions. Additional questions may be added to this set in the future. This document will be updated to include additional Operations, Primitives, and Algorithms as they are defined by the Author(s) of this report or by members of the Open Source Community. The formal definitions in this document are optimized for understandability and conceptual presentation meaning they are not presented as, or intended to be, the most computationally efficient definition possible. The formal definitions are intended to serve as referential documentation of methodologies and programmatic strategies for handling the processing of xAPI data.</p>						
15. SUBJECT TERMS Data Analytics, Data Algorithms, Primitives, Data Visualizations, Analytics, Algorithms, Visualizations, ADL, Advanced Distributed Learning, DAVE, Data Analytics and Visualization Environment						
16. SECURITY CLASSIFICATION OF:			17. LIMITATION OF ABSTRACT UU	18. NUMBER OF PAGES	19a. NAME OF RESPONSIBLE PERSON Nick Armendariz	
a. REPORT U	b. ABSTRACT U	c. THIS PAGE U			19b. TELEPHONE NUMBER (Include area code) 407-381-5550	

Data Analytics and Visualization Environment
for xAPI and the Total Learning Architecture:
DAVE Learning Analytics Algorithms

Yet Analytics, Inc.
201 E. Baltimore St., Ste. 630, Baltimore, MD 21202 USA

November 8, 2019

Introduction

This report introduces a language for defining the functionality of learning analytics algorithms in terms of **Operations**, **Primitives** and **Algorithms** which will be used to define Algorithms corresponding to an initial set of learning analytics questions. Additional questions may be added to this set in the future. This document will be updated to include additional Operations, Primitives, and Algorithms as they are defined by the Author(s) of this report or by members of the Open Source Community. Updates may also address refinement of existing definitions, thus this document is subject to continuous change but those which are significant will be documented within the DAVE change log. Any changes made to this report or to the [DAVE github repository](#) should follow the conventions established in the [Contributing Wiki Page](#). The formal definitions in this document are optimized for understandability and conceptual presentation meaning they are not presented as, or intended to be, the most computationally efficient definition possible. The formal definitions are intended to serve as referential documentation of methodologies and programmatic strategies for handling the processing of xAPI data.

The structure of this document is as follows:

1. An Introduction to Z notation and its usage in this document
2. A formal specification for xAPI written in Z
3. Terminology: Operations, Primitives and Algorithms
4. What is an Operation
5. What is a Primitive
6. What is an Algorithm
7. Foundational Operations
8. Common Primitives
9. Example Algorithm
 - (a) Init
 - (b) Relevant?
 - (c) Accept?
 - (d) Step
 - (e) Result

1 Z Notation Introduction

The following subsections provide a high level overview of select properties of Z Notation based on "The Z Notation: A Reference Manual" by J. M. Spivey. A copy of this reference manual can be found at [dave/docs/z/Z-notation reference manual.pdf](#). In many cases, definitions will be pulled directly from the reference manual and when this occurs, the relevant page number(s) will be included. For a proper introduction with tutorial examples, see chapter 1, "Tutorial Introduction" from pages 1 to 23. For the *LaTeX* symbols used to write Z, see the reference document found at [dave/docs/z/zed-csp-documentation.pdf](#).

1.1 Decorations

The following decorations are used throughout this document and are taken directly from the reference manual. For a complete summary of the Syntax of Z, see chapter 6, Syntax Summary, starting on page 142.

'	[indicates final state of an operation]
?	[indicates input to an operation]
!	[indicates output of an operation]
Δ	[indicates the schema results in a change to the state space]
Ξ	[indicates the schema does not result in a change to the state space]
\gg	[indicates output of the left schema is input to the right schema]

1.2 Types

Objects have a type which characterizes them and distinguish them from other kinds of objects.

- Basic types are sets of objects which have no internal structure of interest meaning the concrete definition of the members is not relevant, only their shared type.
- Free types are used to describe (potentially nested and/or recursive) sets of objects. In the most simple case, a free type can be an enumeration of constants.

Within the xAPI Formal Specification, both of these types are used to describe the [Inverse Functional Identifier](#) property.

- Introduction of the basic types *MBOX*, *MBOX_SHA1SUM*, *OPENID* and *ACCOUNT* allows the specification to talk about these constraints within the xAPI specification without defining their exact structure
- The free type *IFI* is defined as one of the above basic types meaning an object of type *IFI* is of type *MBOX* or *MBOX_SHA1SUM* or *OPENID* or *ACCOUNT*.

Types can be composed together to form composite types and thus complex objects.

$$[MBOX, MBOX_SHA1SUM, OPENID, ACCOUNT]$$

$$IFI ::= MBOX \mid MBOX_SHA1SUM \mid OPENID \mid ACCOUNT$$

Within the xAPI Formal Specification, *IFI* is used within the definition of an *agent* as presented in the schema *Agent*.

<i>Agent</i>	
<i>agent</i> : <i>AGENT</i>	
<i>objectType</i> : <i>OBJECTTYPE</i>	
<i>name</i> : $\mathbb{F}_1 \#1$	
<i>ifi</i> : <i>IFI</i>	
<i>objectType</i> = <i>Agent</i>	
<i>agent</i> = $\{ifi\} \cup \mathbb{P}\{name, objectType\}$	

See section 2.2, pages 28 to 34, and chapter 3, pages 42 to 85, for more information about Schemas and the Z Language.

1.3 Sets

A collection of elements that all share a type. A set is characterized solely by which objects are members and which are not. Both the order and repetition of objects are ignored. Sets are written in one of two ways:

- listing their elements
- by a property which is characteristic of the elements of the set.

such that the following law from page 55 holds for some object *y*

$$y \in \{x_1, \dots, x_n\} \iff y = x_1 \vee \dots \vee y = x_n$$

1.4 Ordered Pairs

Two objects (x, y) where *x* is paired with *y*. An n-tuple is the pairing of *n* objects together such that equality between two n-tuple pairs is given by the law from page 55

$$(x_1, \dots, x_n) = (y_1, \dots, y_n) \iff x_1 = y_1 \wedge \dots \wedge x_n = y_n$$

When ordered pairs are used with respect to application (as seen on page 60)

$$fx \Rightarrow f(x) \iff (x, y) \in f$$

which states that $f(x)$ is defined if and only if there is a unique value *y* which result from fx Additionally, application associates to the left

$$fxy \Rightarrow (fx)y \Rightarrow (f(x), y)$$

meaning $f(x)$ results in a function which is then applied to *y*.

1.5 Sequences

A collection of elements where their ordering matters such that

$$\langle a_1, \dots, a_n \rangle \Rightarrow \{1 \mapsto a_1, \dots, n \mapsto a_n\}$$

as seen on page 115. Additionally, *iseq* is used to describe a sequence whose members are distinct.

1.6 Bags

A collection of elements where the number of times an element appears in the collection is meaningful.

$$[[a_1, \dots, a_n]] \Rightarrow \{a_1 \mapsto k_1, \dots, a_n \mapsto k_n\}$$

As described on page 124, each element a_i appears k_i times in the list a_1, \dots, a_n such that the number of occurrences of a_i within bag A is returned by

$$\text{count } A \, a_i \equiv A \# a_i$$

1.7 Maps

This document introduces a named subcategory of sets, *map* of the free type KV , which are akin to sequences and bags. To enumerate the members of a *map*, $\langle\langle \dots \rangle\rangle$ is used but should not be confused with $d_i \langle\langle E_i[T] \rangle\rangle$ within a Free Type definition. The distinction between the two usages is context dependent but in general, if $\langle\langle \dots \rangle\rangle$ is used outside of a constructor declaration within a Free Type definition, it should be assumed to represent a *map*.

$$KV ::= \text{base} \mid \text{associate} \langle\langle KV \times X \times Y \rangle\rangle$$

where

$$\begin{array}{ll} \text{base} & [\text{is a constant which is the empty } KV \Rightarrow \langle\langle \rangle\rangle] \\ \text{associate} & [\text{is a constructor and is inferred to be an injection}] \end{array}$$

The full enumeration of all properties, constraints and functions specific to a *map* with type KV will be defined elsewhere but *associate* can be understood to (in the most basic case) operate as follows.

$$\text{associate}(\text{base}, x_i, y_i) = \langle\langle (x_i, y_i) \rangle\rangle \Rightarrow \langle\langle x_i \mapsto y_i \rangle\rangle$$

The enumeration of a *map* was chosen to be $\langle\langle \dots \rangle\rangle$ as a *map* is a collection of injections such that if M is the result of $\text{associate}(\text{base}, x_i, y_i)$ from above then

$$\text{atKey}(M, x_i) = y_i \iff x_i \mapsto y_i \wedge (x_i, y_i) \in M$$

1.8 Select Operations and Symbols

The follow are defined in Chapter 4 (The Mathematical Tool-kit) within the reference manual and are used extensively throughout this document. In many cases, the functions listed here will serve as Operations in the context of Primitives and Algorithms.

1.8.1 Functions

\rightarrow	[relate each $x \in X$ to at most one $y \in Y$, page 105]
\rightarrow	[relate each $x \in X$ to exactly one $y \in Y$, page 105]
\mapsto	[map different elements of x to different y , page 105]
\mapsto	[\mapsto that are also \rightarrow , page 105]
\twoheadrightarrow	[$X \twoheadrightarrow Y$ where whole of Y is the range, page 105]
\twoheadrightarrow	[$X \twoheadrightarrow Y$ whole of X as domain and whole of Y as range, page 105]
\mapsto	[map $x \in X$ one-to-one with $y \in Y$, page 105]

$$\begin{aligned}
 X \rightarrow Y &== \{ f : X \rightarrow Y \mid (\forall x : X; y1, y2 : Y \bullet \\
 &\quad (x \mapsto y1 \in f \wedge (x \mapsto y2) \in f \Rightarrow y1 = y2)) \} \\
 X \rightarrow Y &== \{ f : X \rightarrow Y \mid \text{dom } f = X \} \\
 X \mapsto Y &== \{ f : X \mapsto Y \mid (\forall x1, x2 : \text{dom } f \bullet f(x1) = f(x2) \Rightarrow x1 = x2) \} \\
 X \mapsto Y &== (X \mapsto Y) \cap (X \rightarrow Y) \\
 X \twoheadrightarrow Y &== \{ f : X \twoheadrightarrow Y \mid \text{ran } f = Y \} \\
 X \twoheadrightarrow Y &== (X \twoheadrightarrow Y) \cap (X \rightarrow Y) \\
 X \mapsto Y &== (X \twoheadrightarrow Y) \cap (X \mapsto Y)
 \end{aligned}$$

1.8.2 Ordered Pairs, Maplet and Composition of Relations

<i>first</i>	[returns the first element of an ordered pair, page 93]
<i>second</i>	[returns the second element of an ordered pair, page 93]
\mapsto	[maplet is a graphic way of expressing an ordered pair, page 95]
dom	[set of all $x \in X$ related to at least one $y \in Y$ by R , page 96]
ran	[set of all $y \in Y$ related to at least one $x \in X$ by R , page 96]
\circ	[The composition of two relationships, page 97]
\circ	[The backward composition of two relationships, page 97]

$[X, Y]$
$first : X \times Y \rightarrow X$ $second : X \times Y \rightarrow Y$
$\forall x : X; y : Y \bullet$ $first(x, y) = x \wedge$ $second(x, y) = y$

$[X, Y]$
$_ \mapsto _ : X \times Y \rightarrow X \times Y$
$\forall x : X; y : Y \bullet$ $x \mapsto y = (x, y)$

$[X, Y]$
$\text{dom} : (X \leftrightarrow Y) \rightarrow \mathbb{P} X$ $\text{ran} : (X \leftrightarrow Y) \rightarrow \mathbb{P} Y$
$\forall R : X \leftrightarrow Y \bullet$ $\text{dom } R = \{x : X; y : Y \mid x \underline{R} y \bullet x\} \wedge$ $\text{ran } R = \{x : X; y : Y \mid x \underline{R} y \bullet y\}$

$[X, Y, Z]$
$_ \circ _ : (X \leftrightarrow Y) \times (Y \leftrightarrow Z) \rightarrow (X \leftrightarrow Z)$ $_ \circ _ : (Y \leftrightarrow X) \times (X \leftrightarrow Y) \rightarrow (X \leftrightarrow X)$
$\forall Q : X \leftrightarrow Y; R : Y \leftrightarrow Z \bullet$ $Q \circ R = R \circ Q = \{x : X; y : Y; z : Z \mid$ $x \underline{Q} y \wedge y \underline{R} z \bullet x \mapsto z\}$

1.8.3 Numeric

<i>succ</i>	[the next natural number, page 109]
<i>..</i>	[set of integers within a range, page 109]
<i>#</i>	[number of members of a set, page 111]
<i>min</i>	[smallest number in a set of numbers, page 113]
<i>max</i>	[largest number in a set of numbers, page 113]

$\text{succ} : \mathbb{N} \rightarrow \mathbb{N}$ $_ .. _ : \mathbb{Z} \times \mathbb{Z} \rightarrow \mathbb{P} \mathbb{Z}$
$\forall n : \mathbb{N} \bullet \text{succ}(n) = n + 1$ $\text{forall } a, b : \mathbb{Z} \bullet$ $a .. b = \{k : \mathbb{Z} \mid a \leq k \leq b\}$

$[X]$
$\# : \mathbb{F} X \rightarrow \mathbb{N}$
$\forall S : \mathbb{F} X \bullet$ $\# S = (\mu n : \mathbb{N} \mid (\exists f : 1 .. n \mapsto X \bullet \text{ran } f = S))$

$\min : \mathbb{P}_1 \mathbb{Z} \rightarrow \mathbb{Z}$
$\max : \mathbb{P}_1 \mathbb{Z} \rightarrow \mathbb{Z}$
$\min = \{ S : \mathbb{P}_1 \mathbb{Z}; m : \mathbb{Z} \mid$
$m \in S \wedge (\forall n : S \bullet m \leq n) \bullet S \mapsto m \}$
$\max = \{ S : \mathbb{P}_1 \mathbb{Z}; m : \mathbb{Z} \mid$
$m \in S \wedge (\forall n : S \bullet m \geq n) \bullet S \mapsto m \}$

1.8.4 Sequences

\frown	[concatenation of two sequences, page 116]
<i>rev</i>	[reverse a sequence, page 116]
<i>head</i>	[first element of a sequence, page 117]
<i>last</i>	[last element of a sequence, page 117]
<i>tail</i>	[all elements of a sequence except for the first, page 117]
<i>front</i>	[all elements of a sequence except for the last, page 117]
\mid	[sub seq based on provided indices, order maintained, page 118]
\mid	[sub seq based on provided condition, order maintained, page 118]
<i>squash</i>	[compacts a fn of positive integers into a sequence, page 118]
$\frown /$	[flatten seq of seqs into single seq, page 121]
<i>disjoint</i>	[pairs of sets in family have empty intersection, page 122]
<i>partition</i>	[union of all pairs of sets = the family set, page 122]

$[X]$
$- \frown - : \text{seq } X \times \text{seq } X \rightarrow \text{seq } X$
$rev : \text{seq } X \rightarrow \text{seq } X$
$\forall s, t : \text{seq } X \bullet$
$s \frown t = s \cup \{ n : \text{dom } t \bullet n + \#s \mapsto t(n) \}$
$\forall s : \text{seq } X \bullet$
$revs = (\lambda n : \text{dom } s \bullet s(\#s - n + 1))$

$[X]$
$head, last : \text{seq}_1 X \rightarrow X$
$tail, front : \text{seq}_1 X \rightarrow \text{seq } X$
$\forall s : \text{seq}_1 X \bullet$
$head\ s = s(1) \wedge$
$last\ s = s(\#s) \wedge$
$tail\ s = (\lambda n : 1 .. \#s - 1 \bullet s(n + 1)) \wedge$
$front\ s = (1 .. \#s - 1) \triangleleft s$

[X]	
$- \upharpoonright - : \mathbb{P} \mathbb{N}_1 \times \text{seq } X \rightarrow \text{seq } X$	
$- \upharpoonright - : \text{seq } X \times \mathbb{P} X \rightarrow \text{seq } X$	
$\text{squash} : (\mathbb{N}_1 \rightarrow X) \rightarrow \text{seq } X$	
$\forall U : \mathbb{P} \mathbb{N}_1; s : \text{seq } X \bullet$	
$U \upharpoonright s = \text{squash}(U \triangleleft s)$	
$\forall s : \text{seq } X; V : \mathbb{P} X \bullet$	
$s \upharpoonright V = \text{squash}(s \triangleright V)$	
$\forall f : \mathbb{N}_1 \rightarrow X \bullet$	
$\text{squash } f = f \circ (\mu p : 1.. \#f \mapsto \text{dom } f \mid p \circ \text{succ} \circ p^\sim \subseteq (- < -))$	

[X]	
$\cap / : \text{seq}(\text{seq } X) \rightarrow \text{seq } X$	
$\cap / \langle \rangle = \langle \rangle$	
$\forall s : \text{seq } X \bullet \cap / \langle s \rangle = s$	
$\forall q, r : \text{seq}(\text{seq } X) \bullet$	
$\cap / (q \cap r) = (\cap / q) \cap (\cap / r)$	

[I, X]	
$\text{disjoint } - : \mathbb{P}(I \rightarrow \mathbb{P} X)$	
$- \text{ partition } - : (I \rightarrow \mathbb{P} X) \leftrightarrow \mathbb{P} X$	
$\forall S : I \rightarrow \mathbb{P} X; T : \mathbb{P} X \bullet$	
$(\text{disjoint } S \iff$	
$(\forall i, j : \text{dom } S \mid i \neq j \bullet S(i) \cap S(j) = \emptyset)) \wedge$	
$(S \text{ partition } T \iff$	
$\text{disjoint } S \wedge \bigcup \{ i : \text{dom } S \bullet S(i) \} = T)$	

1.8.5 Bags

$\text{count}, \#$	[the number of times something appears in a bag, page 124]
\otimes	[scaling across a bag, page 124]
\uplus	[union of two bags, sum of occurrences, page 126]
\ominus	[bag difference, subtract occurrences or zero if negative, page 126]
items	[conversion from seq to bag, page 127]

$[X]$
$count : \text{bag } X \rightarrow (X \rightarrow \mathbb{N})$ $- \# - : \text{bag } X \times X \rightarrow \mathbb{N}$ $- \otimes - : \mathbb{N} \times \text{bag } X \rightarrow \text{bag } X$
$\forall B : \text{bag } X \bullet$ $count B = (\lambda x : X \bullet 0) \oplus B$ $\forall x : X; B : \text{bag } x \bullet$ $B \# x = count B x$ $\forall n : \mathbb{N}; B : \text{bag } X; x : X \bullet$ $(n \otimes B) \# x = n * (B \# x)$

$[X]$
$- \uplus -, - \cup - : \text{bag } X \times \text{bag } X \rightarrow \text{bag } X$
$\forall B, C : \text{bag } X; x : X \bullet$ $(B \uplus C) \# x = B \# x + C \# x \wedge$ $(B \cup C) \# x = \max\{B \# x - C \# x, 0\}$

$[X]$
$items : \text{seq } X \rightarrow \text{bag } X$
$\forall s : \text{seq } X; x : X \bullet$ $(items s) \# x = \#\{i : \text{dom } s \mid s(i) = x\}$

2 xAPI Formal Specification

The current formal specification only defines xAPI statements abstractly within the context of Z. A concrete definition for xAPI statements is outside the scope of this document.

2.1 Basic and Free Types

[*MBOX*, *MBOX_SHA1SUM*, *OPENID*, *ACCOUNT*]

- Basic Types for the abstract representation of the different forms of Inverse Functional Identifiers found in xAPI

[*CHOICES*, *SCALE*, *SOURCE*, *TARGET*, *STEPS*]

- Basic Types for the abstract representation of the different forms of Interaction Components found in xAPI

IFI ::= *MBOX* | *MBOX_SHA1SUM* | *OPENID* | *ACCOUNT*

- Free Type unique to Agents and Groups, The concrete definition of the listed Basic Types is outside the scope of this specification

OBJECTTYPE ::= *Agent* | *Group* | *SubStatement* | *StatementRef* | *Activity*

- A type which can be present in all activities as defined by the xAPI specification

INTERACTIONTYPE ::= *true-false* | *choice* | *fill-in* | *long-fill-in* | *matching* | *performance* | *sequencing* | *likert* | *numeric* | *other*

- A type which represents the possible interactionTypes as defined within the xAPI specification

INTERACTIONCOMPONENT ::= *CHOICES* | *SCALE* | *SOURCE* | *TARGET* | *STEPS*

- A type which represents the possible interaction components as defined within the xAPI specification
- the concrete definition of the listed Basic Types is outside the scope of this specification

CONTEXTTYPES ::= *parent* | *grouping* | *category* | *other*

- A type which represents the possible context types as defined within the xAPI specification

[*STATEMENT*]

- Basic type for an xAPI data point

[*AGENT*, *GROUP*]

- Basic types for Agents and collections of Agents

2.2 Id Schema

<i>Id</i>
$id : \mathbb{F}_1 \#1$

- the schema *Id* introduces the component *id* which is a non-empty, finite set of 1 value

2.3 Schemas for Agents, Groups and Actors

<i>Agent</i>
$agent : AGENT$
$objectType : OBJECTTYPE$
$name : \mathbb{F}_1 \#1$
$ifi : IFI$
$objectType = Agent$
$agent = \{ifi\} \cup \mathbb{P}\{name, objectType\}$

- The schema *Agent* introduces the component *agent* which is a set consisting of an *ifi* and optionally an *objectType* and/or *name*

<i>Member</i>
<i>Agent</i>
$member : \mathbb{F}_1$
$member = \{a : AGENT \mid \forall a_n : a_i..a_j \bullet i \leq n \leq j \bullet a = agent\}$

- The schema *Member* introduces the component *member* which is a set of objects *a*, where for every *a* within $a_0..a_n$, *a* is an *agent*

<i>Group</i>
<i>Member</i>
$group : GROUP$
$objectType : OBJECTTYPE$
$ifi : IFI$
$name : \mathbb{F}_1 \#1$
$objectType = Group$
$group = \{objectType, name, member\} \vee \{objectType, member\} \vee \{objectType, ifi\} \cup \mathbb{P}\{name, member\}$

- The schema *Group* introduces the component *group* which is of type *GROUP* and is a set of either *objectType* and *member* with optionally *name* or *objectType* and *ifi* with optionally *name* and/or *member*

<i>Actor</i>
<i>Agent</i>
<i>Group</i>
$actor : AGENT \vee GROUP$
$actor = agent \vee group$

- The schema *Actor* introduces the component *actor* which is either an *agent* or *group*

2.4 Verb Schema

<i>Verb</i>
<i>Id</i>
$display, verb : \mathbb{F}_1$
$verb = \{id, display\} \vee \{id\}$

- The schema *Verb* introduces the component *verb* which is a set that consists of either *id* and the non-empty, finite set *display* or just *id*

2.5 Object Schema

<i>Extensions</i>
$extensions, extensionVal : \mathbb{F}_1$
$extensionId : \mathbb{F}_1 \#1$
$extensions = \{e : (extensionId, extensionVal) \mid \forall e_n : e_i..e_j \bullet i \leq n \leq j \bullet$ $(extensionId_i, extensionVal_i) \vee (extensionId_i, extensionVal_j) \wedge$ $(extensionId_j, extensionVal_i) \vee (extensionId_j, extensionVal_j) \wedge$ $extensionId_i \neq extensionId_j\}$

- The schema *Extensions* introduces the component *extensions* which is a non-empty, finite set that consists of ordered pairs of *extensionId* and *extensionVal*. Different *extensionIds* can have the same *extensionVal* but there can not be two identical *extensionId* values
- *extensionId* is a non-empty, finite set with one value
- *extensionVal* is a non-empty, finite set

<i>InteractionActivity</i>
$interactionType : INTERACTIONTYPE$
$correctResponsePattern : seq_1$
$interactionComponent : INTERACTIONCOMPONENT$
$interactionActivity = \{interactionType, correctReponsePattern, interactionComponent\} \vee$ $\{interactionType, correctResponsePattern\}$

- The schema *InteractionActivity* introduces the component *interactionActivity* which is a set of either *interactionType* and *correctResponsePattern* or *interactionType* and *correctResponsePattern* and *interactionComponent*

<i>Definition</i>
<i>InteractionActivity</i>
<i>Extensions</i>
<i>definition, name, description</i> : \mathbb{F}_1
<i>type, moreInfo</i> : $\mathbb{F}_1 \#1$
<i>definition</i> = $\mathbb{P}_1\{name, description, type, moreInfo, extensions, interactionActivity\}$

- The schema *Definition* introduces the component *definition* which is the non-empty, finite power set of *name*, *description*, *type*, *moreInfo* and *extensions*

<i>Object</i>
<i>Id</i>
<i>Definition</i>
<i>Agent</i>
<i>Group</i>
<i>Statement</i>
<i>objectTypeA, objectTypeS, objectTypeSub, objectType</i> : <i>OBJECTTYPE</i>
<i>substatement</i> : <i>STATEMENT</i>
<i>object</i> : \mathbb{F}_1
<i>substatement</i> = <i>statement</i>
<i>objectTypeA</i> = <i>Activity</i>
<i>objectTypeS</i> = <i>StatementRef</i>
<i>objectTypeSub</i> = <i>SubStatement</i>
<i>objectType</i> = <i>objectTypeA</i> \vee <i>objectTypeS</i>
<i>object</i> = $\{id\} \vee \{id, objectType\} \vee \{id, objectTypeA, definition\}$ $\vee \{id, definition\} \vee \{agent\} \vee \{group\} \vee \{objectTypeSub, substatement\}$ $\vee \{id, objectTypeA\}$

- The schema *Object* introduces the component *object* which is a non-empty, finite set of either *id*, *id* and *objectType*, *id* and *objectTypeA*, *id* and *objectTypeA* and *definition*, *agent*, *group*, or *substatement*
- The schema *Statement* and the corresponding component *statement* will be defined later on in this specification

2.6 Result Schema

<i>Score</i>
$score : \mathbb{F}_1$ $scaled, min, max, raw : \mathbb{Z}$
$scaled = \{n : \mathbb{Z} \mid -1.0 \leq n \leq 1.0\}$ $min = n < max$ $max = n > min$ $raw = \{n : \mathbb{Z} \mid min \leq n \leq max\}$ $score = \mathbb{P}_1\{scaled, raw, min, max\}$

- The schema *Score* introduces the component *score* which is the non-empty powerset of *min*, *max*, *raw* and *scaled*

<i>Result</i>
<i>Score</i> <i>Extensions</i> $success, completion, response, duration : \mathbb{F}_1 \#1$ $result : \mathbb{F}_1$
$success = \{true\} \vee \{false\}$ $completion = \{true\} \vee \{false\}$ $result = \mathbb{P}_1\{score, success, completion, response, duration, extensions\}$

- The schema *Result* introduces the component *result* which is the non-empty power set of *score*, *success*, *completion*, *response*, *duration* and *extensions*

2.7 Context Schema

<i>Instructor</i>
<i>Agent</i> <i>Group</i> $instructor : AGENT \vee GROUP$
$instructor = agent \vee group$

- The schema *Instructor* introduces the component *instructor* which can be either an *agent* or a *group*

<i>Team</i>
<i>Group</i>
<i>team</i> : <i>GROUP</i>
<i>team</i> = <i>group</i>

- The schema *Team* introduces the component *team* which is a *group*

<i>Context</i>
<i>Instructor</i>
<i>Team</i>
<i>Object</i>
<i>Extensions</i>
<i>registration, revision, platform, language</i> : $\mathbb{F}_1 \#1$
<i>parentT, groupingT, categoryT, otherT</i> : <i>CONTEXTTYPES</i>
<i>contextActivities, statement</i> : \mathbb{F}_1
<i>statement</i> = <i>object</i> \ (<i>id, objectType, agent, group, definition</i>)
<i>parentT</i> = <i>parent</i>
<i>groupingT</i> = <i>grouping</i>
<i>categoryT</i> = <i>category</i>
<i>otherT</i> = <i>other</i>
<i>contextActivity</i> = { <i>ca</i> : <i>object</i> \ (<i>agent, group, objectType, objectTypeSub, substatement</i>)}
<i>contextActivityParent</i> = (<i>parentT, contextActivity</i>)
<i>contextActivityCategory</i> = (<i>categoryT, contextActivity</i>)
<i>contextActivityGrouping</i> = (<i>groupingT, contextActivity</i>)
<i>contextActivityOther</i> = (<i>otherT, contextActivity</i>)
<i>contextActivities</i> = \mathbb{P}_1 { <i>contextActivityParent, contextActivityCategory,</i> <i>contextActivityGrouping, contextActivityOther</i> }
<i>context</i> = \mathbb{P}_1 { <i>registration, instructor, team, contextActivities, revision,</i> <i>platform, language, statement, extensions</i> }

- The schema *Context* introduces the component *context* which is the non-empty powerset of *registration, instructor, team, contextActivities, revision, platform, language, statement* and *extensions*
- The notation *object* \ *agent* represents the component *object* except for its subcomponent *agent*

2.8 Timestamp and Stored Schema

<i>Timestamp</i>
<i>timestamp</i> : $\mathbb{F}_1 \#1$

<i>Stored</i>
<i>stored</i> : $\mathbb{F}_1 \#1$

- The schema *Timestamp* and *stored* introduce the components *timestamp* and *stored* respectively. Each are non-empty, finite sets containing one value

2.9 Attachments Schema

<i>Attachments</i> $display, description, attachment, attachments : \mathbb{F}_1$ $usageType, sha2, fileUrl, contentType : \mathbb{F}_1 \#1$ $length : \mathbb{N}$
$attachment = \{usageType, display, contentType, length, sha2\} \cup \mathbb{P}\{description, fileUrl\}$ $attachments = \{a : attachment\}$

- The schema *Attachments* introduces the component *attachments* which is a non-empty, finite set of the component *attachment*
- The component *attachment* is a non-empty, finite set of the components *usageType*, *display*, *contentType*, *length*, *sha2* with optionally *description* and/or *fileUrl*

2.10 Statement and Statements Schema

<i>Statement</i> <i>Id</i> <i>Actor</i> <i>Verb</i> <i>Object</i> <i>Result</i> <i>Context</i> <i>Timestamp</i> <i>Stored</i> <i>Attachments</i> $statement : STATEMENT$
$statement = \{actor, verb, object, stored\} \cup \mathbb{P}\{id, result, context, timestamp, attachments\}$

- The schema *Statement* introduces the component *statement* which consists of the components *actor*, *verb*, *object* and *stored* and the optional components *id*, *result*, *context*, *timestamp*, and/or *attachments*
- The schema *Statement* allows for subcomponent of *statement* to be referenced via the . (selection) operator

<i>Statements</i>	
<i>Statement</i>	
<i>IsoToUnix</i>	
<i>statements</i> : \mathbb{F}_1	
$statements = \{s : statement \mid \forall s_n : s_i..s_j \bullet i \leq n \leq j$ $\bullet convert(s_i.timestamp) \leq convert(s_j.timestamp)\}$	

- The schema *Statements* introduces the component *statements* which is a non-empty, finite set of the component *statement* which are in chronological order.

3 Operations, Primitives and Algorithms

The following sections introduce, define and explain Operations, Primitives and Algorithms generally using the Terminology presented below. Operations are the building blocks of Primitives whereas Primitives are the building blocks of Algorithms. The definitions which follow are flexible enough to support implementation across programming languages but have been inspired by the core concepts found within Lisp and Z. The focus of these sections is to define the properties of and interactions between Operations, Primitives and Algorithms in a general way which doesn't place unnecessary bounds on their range of possible functionality with respect to processing xAPI data.

3.1 Terminology

Within this document, (s) indicates one or more.

3.1.1 Scalar

When working with xAPI data, Statements are written using [JavaScript Object Notation](#) (JSON). This data model supports a few fundamental types as described by [JSON Schema](#). In order to speak about a singular valid JSON value (string, number, boolean, null) generically, the term Scalar is used. To talk about a scalar within a Z Schema, the following free and basic types are introduced.

$$\begin{aligned} & [STRING, NULL] \\ & Boolean ::= true \mid false \\ & Scalar ::= Boolean \mid STRING \mid NULL \mid \mathbb{Z} \end{aligned}$$

Arrays and Objects are also valid JSON values but will be referenced using the terms Collection and Map \vee KV respectively.

3.1.2 Collection

a sequence $\langle \dots \rangle$ of items c such that each $c : \mathbb{N} \times V \Rightarrow (\mathbb{N}, V) \Rightarrow \mathbb{N} \mapsto V$

$$\left| \begin{array}{l} C : Collection \\ \hline C = \langle c_i..c_n..c_j \rangle \Rightarrow \{ i \mapsto c_i, n \mapsto c_n, j \mapsto c_j \} \bullet i \leq n \leq j \Rightarrow i \prec n \prec j \iff i \neq n \neq j \end{array} \right|$$

And the following free type is introduced for collections

$$\begin{aligned} & Collection ::= emptyColl \mid append \langle \langle Collection \times Scalar \vee Collection \vee KV \times \mathbb{N} \rangle \rangle \\ & \quad emptyColl \quad \quad \quad [the \text{ empty Collection } \langle \rangle] \\ & \quad append \quad \quad \quad [is a constructor and is inferred to be an injection] \\ & \quad KV \quad \quad \quad [a free type introduced below] \\ & append(emptyColl, c?, 0) = \langle c_0 \rangle \Rightarrow \{ 0 \mapsto c? \} \quad [append \text{ adds } c? \text{ to } \langle \rangle \text{ at } \mathbb{N}] \end{aligned}$$

3.1.3 Key

An identifier k paired with some value v to create an ordered pair (k, v) . k can take on any valid JSON value (Scalar, Collection, KV) except for the Scalar null. The following free type is introduced for keys.

$$K ::= (Scalar \setminus NULL) \mid Collection \mid KV$$

3.1.4 Value

A value v is paired with an identifier k to create an ordered pair (k, v) . v can be any valid JSON value (Scalar, Collection, KV) The following free type is introduced for values.

$$V ::= Scalar \mid Collection \mid KV$$

3.1.5 Map

Within the Z Notation Introduction section, Maps are introduced using the free type KV .

$$KV ::= base \mid associate \langle\langle KV \times X \times Y \rangle\rangle$$

This definition is more accurately

$$KV ::= base \mid associate \langle\langle KV \times K \times V \rangle\rangle$$

which indicates the usage of Key k and Value v within *associate*. Using this updated definition,

$$associate(base, k, v) = \langle\langle (k, v) \rangle\rangle$$

such that a Map is a Collection of ordered pairs (k_n, v_n) and thus a Collection of mappings

$$(k_n, v_n) \Rightarrow k_n \mapsto v_n$$

but Maps are special cases of Collections as k_n is the unique identifier of v_n within a Map but the opposite is not true. In fact, keys are their own identifiers

$$\begin{aligned} \text{id } v_n &= k_n \\ \text{id } k_n &\neq v_n \\ \text{id } k_n &= k_n \end{aligned}$$

Given a Map $M = \langle\langle (k_i, v_i) .. (k_n, v_n) .. (k_j, v_j) \rangle\rangle$ the following demonstrates the uniqueness of Keys but the same is not true for all v within M

$$\begin{aligned} k_i &\neq k_n \neq k_j \\ v_i &= v_n \vee v_i \neq v_n \quad v_i = v_j \vee v_i \neq v_j \quad v_j = v_n \vee v_j \neq v_n \end{aligned}$$

which can all be stated formally as

$[K, V]$	$\text{Map} : K \times V \mapsto KV$
	$\text{Map} = \langle\langle (k_i, v_i) .. (k_n, v_n) .. (k_j, v_j) \rangle\rangle \bullet$ $\text{dom Map} = \{ k_i .. k_n .. k_j \}$ $\text{ran Map} = \{ v_i .. v_n .. v_j \}$ $\text{first}(k_i, v_i) \neq \text{first}(k_n, v_n) \neq \text{first}(k_j, v_j) \wedge$ $v_i = v_n \vee v_i \neq v_n \vee v_i = v_j \vee v_i \neq v_j \vee v_j = v_n \vee v_j \neq v_n \wedge$ $\text{id } v_i = k_i \wedge \text{id } v_n = k_n \wedge \text{id } v_j = k_j \wedge$ $\text{id } k_i = k_i \wedge \text{id } k_n = k_n \wedge \text{id } k_j = k_j$

Given that v can be a Map M , or a Collection C , Arbitrary nesting is allowed within Maps but the properties of a Map hold at any depth.

$$M = \langle\langle (k_i, v_i) .. (k_n, \langle\langle (k_{ni}, v_{ni}) \rangle\rangle) .. (k_j, \langle v_{ji} .. \langle\langle (k_{jn}, v_{jn}) \rangle\rangle .. \langle v_{jji} .. v_{jjn} .. v_{jjj} \rangle \rangle) \rangle\rangle$$

such that $\langle\langle (k_{ni}, v_{ni}) \rangle\rangle$ and $\langle\langle (k_{nj}, v_{nj}) \rangle\rangle$ are both Maps and adhere to the constraints enumerated above.

3.1.6 Statement

Immutable Map conforming to the [xAPI Specification](#) as described in the xAPI Formal Definition section of this document. The immutability of a Statement s is demonstrated by the following which indicates that s was not altered when passed to *associate*.

$s!, s? : \text{STATEMENT}$ $k? : K$ $v? : V$	
$s! = \text{associate}(s?, k?, v?) = s? \Rightarrow (k?, v?) \notin s! \Rightarrow s! = s?$	

Additionally, given the schema *Statements* the following is true for all *Statement(s)*

Statements $\text{Keys} : \text{STRING}$ $S : \text{Collection}$	
$\text{Keys} = \{ \text{id}, \text{actor}, \text{verb}, \text{object}, \text{result}, \text{context}, \text{attachments}, \text{timestamp}, \text{stored} \}$ $\text{dom statement} = K \triangleleft \text{Keys}$ $S = \langle \text{statement}_i .. \text{statement}_n .. \text{statement}_j \rangle \bullet$ $\text{atKey}(\text{statement}_i, \text{id}) \neq \text{atKey}(\text{statement}_n, \text{id}) \neq \text{atKey}(\text{statement}_j, \text{id}) \Rightarrow$ $\text{id}_i \neq \text{id}_n \neq \text{id}_j \iff \text{statement}_i \neq \text{statement}_n \neq \text{statement}_j$	

Which confirms the constraints found in the schema *Statement* and adds an additional constraint to *Statements* such that every unique *Statement* in a *Collection* of *Statements* has a unique *id*.

3.1.7 Algorithm State

Mutable Map *state* without any domain restriction such that

$$\left| \begin{array}{l} state?, state! : KV \\ k? : K \\ v? : V \end{array} \right| \frac{}{associate(state?, k?, v?) = state! \bullet (k, v) \in state! \Rightarrow state? \neq state!}$$

3.1.8 Option

Mutable Map *opt* which is used to alter the result of an Algorithm. The effect of *opt* on an Algorithm will be discussed in the Algorithm Result section below.

4 Operation

An Operation is a function of arbitrary arguments and is defined using Z. For example, Operations pulled directly from "The Z Notation: A Reference Manual" include

- *first*
- *second*
- *succ*
- *min*
- *max*
- *count* \equiv #
- \cap
- *rev*
- *head*
- *last*
- *tail*
- *front*
- \downarrow
- \uparrow
- $\cap/$
- *disjoint*
- *partition*
- \otimes
- \uplus
- \cup
- *items*

4.1 Domain

The arguments passed to an Operation can be any of the following but the definition of an Operation may limit the domain to a subset of the following

- Key(s)
- Value(s)
- Set(s)
- Collection(s)
- Bag(s)
- KV(s)
- Statement(s)
- Algorithm State

4.2 Range

The result of an Operation can be any of the following but the definition of an Operation may limit this range to a subset of the following

- Key(s)
- Value(s)
- Set(s)
- Collection(s)
- Bag(s)
- KV(s)
- Statement(s)
- Algorithm State

5 Primitive

Primitives break the processing of xAPI data down into discrete units that can be composed to create new analytical functions. Primitives allow users to address the methodology of answering research questions as a sequence of generic algorithmic steps which establish the necessary data transformations, aggregations and calculations required to reach the solution in an implementation agnostic way.

Within this document, they will be defined as a Collection of Operations and/or Primitives where the output is piped from member to member. In this section, o_n and p_n can be used as to describe Primitive members but for simplicity, only o_n will be used.

$$p_{\langle i..n..j \rangle} = o_i \gg o_n \gg o_j$$

Within any given Primitive p , variables local to p and any global variables may be passed as arguments to any member of p and there is no restriction on the ordering of arguments with respect to the piping. In the following, $q?$ is a global variable whereas the rest are local.

$ \begin{aligned} &x?, y?, z?, i!, n!, j!, p! : Value \\ &o_i : Value \rightarrow Value \\ &o_n : Value \times Value \rightarrow Value \\ &o_j, p : Value \times Value \times Value \rightarrow Value \end{aligned} $	$ \begin{aligned} &i! = o_i(x?) \\ &n! = o_n(i!, y?) \\ &j! = o_j(z?, n!, q?) \\ &p! = j! \Rightarrow o_j(z?, o_n(o_i(x?), y?), q?) \end{aligned} $
------------------------------------------------------------------------------------------------------------------------------------------------------------------------------------------------------------------------------	------------------------------------------------------------------------------------------------------------------------------------------------------------

In the rest of this document, the following notation is used to distinguish between the functionality of a Primitive and its composition. This notation should be used when defining Primitives.

$primitiveName_ : _ \rightarrow _$	$primitiveName = \langle primitiveName_i .. primitiveName_n .. primitiveName_j _ \rangle$
---------------------------------------	--------------------------------------------------------------------------------------------

- The top line indicates the Primitive
 - should be written using postfix notation within other schemas
 - is at least a partial function from some input to some output
- The bottom line is an enumeration of the composing Operations and/or Primitives and their order of execution

This means the definition of p from above can be updated as follows.

$$\begin{array}{|l}
p_- : Value \times Value \times Value \rightarrow Value \\
\hline
p = \langle o_i, o_n, o_j \rangle \\
p(x?, y?, z?) = o_j(z?, o_n(o_i(x?), y?), q?)
\end{array}$$

Additionally, this notation supports declaration of recursive iteration via the presence of *recur_-* within a Primitive chain

$$\begin{array}{|l}
primitiveName_i = \langle \langle primitiveName_{ii-}, primitiveName_{in-} \rangle, recur_- \rangle \# - \\
\hline
\langle \langle primitiveName_{ii-}, primitiveName_{in-} \rangle, recur_- \rangle \# - \Rightarrow \\
(primitiveName_{ii} \gg primitiveName_{in}) \# - \bullet \\
\forall n : i..j \bullet j = \# - \wedge i \leq n \leq j \mid \exists_1 p_n : - \rightarrow - \rightarrow - \bullet \\
\text{let } p_i == primitiveName_{ii} \gg primitiveName_{in} \Rightarrow \\
p_i - = primitiveName_{in}(primitiveName_{ii-}) \\
p_n == p_i \gg primitiveName_{ii} \gg primitiveName_{in} \Rightarrow \\
p_n - = primitiveName_{in}(primitiveName_{ii}(p_i -)) \\
p_j == p_n \gg primitiveName_{ii} \gg primitiveName_{in} \Rightarrow \\
p_j - = primitiveName_{in}(primitiveName_{ii}(p_n -)) \\
p_j = (primitiveName_{ii} \gg primitiveName_{in}) \# - \bullet j = 3 \Rightarrow \\
(primitiveName_{ii} \gg primitiveName_{in}) \gg \\
(primitiveName_{ii} \gg primitiveName_{in}) \gg \\
(primitiveName_{ii} \gg primitiveName_{in}) \Rightarrow \\
primitiveName_{in}(\\
primitiveName_{ii}(\\
primitiveName_{in}(\\
primitiveName_{ii}(p_i -)))
\end{array}$$

Here, p_i was chosen to only be two primitives $primitiveName_{ii} \wedge primitiveName_{in}$ for simplicity sake. The Primitive chain can be of arbitrary length. The number of iterations is described using the count operation $\# -$. Above $j = 3$ was used to demonstrate the piping between iterations but j is not exclusively = 3. Given above, the term Primitive Chain can be defined as:

$$\begin{array}{l}
(primitiveName_i \gg primitiveName_n \gg primitiveName_j) \# - \bullet \\
\# - = 0 \Rightarrow primitiveName_i \gg primitiveName_n \gg primitiveName_j
\end{array}$$

where a Primitive chain iterated to the 0 is just the chain itself hence recursion is not a requirement of, but is supported within, the definition of Primitives.

5.1 Domain

Any of the following dependent upon the Operations which compose the Primitive

- Key(s)
- Value(s)

- Set(s)
- Collection(s)
- Bag(s)
- KV(s)
- Statement(s)
- Algorithm State

5.2 Range

Any of the following dependent upon the Domain and Functionality of the Primitive

- Key(s)
- Value(s)
- Set(s)
- Collection(s)
- Bag(s)
- KV(s)
- Statement(s)
- Algorithm State

6 Algorithm

Given a Collection of statement(s) $S_{\langle a..b..c \rangle}$ and potentially option(s) opt and potentially an existing Algorithm State $state$ an Algorithm A executes as follows

1. call *init*
2. for each $stmt \in S_{\langle a..b..c \rangle}$
 - (a) *relevant?*
 - (b) *accept?*
 - (c) *step*
3. return *result*

with each process within A is enumerated as

```
(init [state] body)
- init state

(relevant? [state statement] body)
- is the statement valid for use in algorithm?

(accept? [state statement] body)
- can the algorithm consider the current statement?

(step [state statement] body)
- processing per statement
- can result in a modified state

(result [state] body)
- return without option(s) provided
- possibly sets default option(s)

(result [state opt] body)
- return with consideration to option(s)
```

- *body* is a collection of Primitive(s) which establishes the processing of inputs \rightarrow outputs
- *state* is a mutable Map of type KV and synonymous with Algorithm State
- *statement* is a single statement within the collection of statements passed as input data to the Algorithm A
- *opt* are additional arguments passed to the algorithm A which impact the return value of the algorithm and synonymous with Option

An Algorithm must be passed an Algorithm State and a Collection of Statement(s). Option is optional.

- Statement(s)
- Algorithm State
- Option(s)

An Algorithm will return an Algorithm State.

- Algorithm State

An Algorithm can be described via its components. A formal definition for an Algorithm is presented at the end of this section. The following subsections go into more detail about the components of an Algorithm.

$$\text{Algorithm} ::= \text{Init} \gg \text{Relevant?} \gg \text{Accept?} \gg \text{Step} \gg \text{Result}$$

6.1 Initialization

First process to run within an Algorithm which returns the Algorithm State for the current iteration.

$$\frac{\text{Init}[KV] \quad \text{state?}, \text{state!} : KV \quad \text{init_} : KV \twoheadrightarrow KV}{\text{init} = \langle \text{body} \rangle \quad \text{state!} = \text{init}(\text{state?}) \bullet \text{state!} = \text{state?} \vee \text{state!} \neq \text{state?}}$$

such that some state! does not need to be related to its arguments state? but state! could be derived from some seed state? . This functionality is dependent upon the composition of body within init .

6.1.1 Domain

- Algorithm State

6.1.2 Range

- Algorithm State

6.2 Relevant?

First process that each stmt passes through $\Rightarrow \text{relevant?} \prec \text{accept?} \prec \text{step}$

$Relevant? [KV, STATEMENT]$
$state? : KV$
$stmt? : STATEMENT$
$relevant? _ : KV \times STATEMENT \rightarrow Boolean$
$relevant? = \langle body \rangle$
$relevant? (state?, stmt?) = true \vee false$

resulting in an indication of whether the *stmt* is valid within algorithm *A*. The criteria which determines validity of *stmt* within *A* is defined by the *body* of *relevant?*

6.2.1 Domain

- Statement
- Algorithm State

6.2.2 Range

- Boolean

6.3 Accept?

Second process that each *stmt* passes through $\Rightarrow relevant? \prec accept? \prec step$

$Accept? [KV, STATEMENT]$
$state? : KV$
$stmt? : STATEMENT$
$accept? _ : KV \times STATEMENT \rightarrow Boolean$
$accept? = \langle body \rangle$
$accept? (state?, stmt?) = true \vee false$

resulting in an indication of whether the *stmt* can be sent to *step* given the current *state*. The criteria which determines usability of *stmt* given *state* is defined by the *body* of *accept?*

6.3.1 Domain

- Statement
- Algorithm State

6.3.2 Range

- Scalar

6.4 Step

An Algorithm Step consists of a sequential composition of Primitive(s) where the output of some function is passed as an argument to the next function both within and across Primitives in *body*.

$$body = p_i \gg p_n \gg p_j \Rightarrow o_{ii} \gg o_{in} \gg o_{ij} \gg o_{ni} \gg o_{nn} \gg o_{nj} \gg o_{ji} \gg o_{jn} \gg o_{jj}$$

The selection and ordering of Operation(s) and Primitive(s) into an Algorithmic Step determines how the Algorithm State changes during iteration through Statement(s) passed as input to the Algorithm.

$$\begin{array}{l} P = \langle p_i \dots p_n \dots p_j \rangle \bullet i \leq n \leq j \Rightarrow i \prec n \prec j \iff i \neq n \neq j \bullet p_i \gg p_n \gg p_j \\ P' = \langle p_{i'} \dots p_{n'} \dots p_{j'} \rangle \bullet i' \leq n' \leq j' \Rightarrow i' \prec n' \prec j' \iff i' \neq n' \neq j' \bullet p_{i'} \gg p_{n'} \gg p_{j'} \\ P'' = \langle p_x \dots p_y \dots p_z \rangle \bullet x \leq y \leq z \Rightarrow x \prec y \prec z \iff x \neq y \neq z \bullet p_x \gg p_y \gg p_z \\ \hline P = P' \iff i \mapsto i' \wedge n \mapsto n' \wedge j \mapsto j' \\ P = P'' \iff (i \mapsto x \wedge n \mapsto y \wedge j \mapsto z) \wedge (p_i \equiv p_x \wedge p_n \equiv p_y \wedge p_j \equiv p_z) \end{array}$$

step may or may not update the input Algorithm State given the current Statement from the Collection of Statement(s).

$$\begin{array}{l} S : \text{Collection} \\ stmt_a, stmt_b, stmt_c : \text{STATEMENT} \\ state?, step_a!, step_b!, step_c! : KV \\ step_- : KV \times \text{STATEMENT} \twoheadrightarrow KV \\ \hline S = \langle stmt_a \dots stmt_b \dots stmt_c \rangle \bullet a \leq b \leq c \Rightarrow a \prec b \prec c \iff a \neq b \neq c \\ step_a! = step(state?, stmt_a) \bullet step_a! = state? \vee step_a! \neq state? \\ step_b! = step(step_a!, stmt_b) \bullet step_b! = step_a! \vee step_b! \neq step_a! \\ step_c! = step(step_b!, stmt_c) \bullet step_c! = step_b! \vee step_c! \neq step_b! \end{array}$$

In general, this allows *step* to be defined as

$$\begin{array}{l} Step[KV, \text{STATEMENT}] \text{-----} \\ state?, state! : KV \\ stmt? : \text{STATEMENT} \\ step_- : KV \times \text{STATEMENT} \twoheadrightarrow KV \\ \hline step = \langle body \rangle \\ state! = step(state?, stmt?) = state? \vee state! \neq state? \end{array}$$

A change of $state? \rightarrow state! \bullet state! \neq state?$ can be predicted to occur given

- The definition of individual Operations which constitute a Primitive
- The ordering of Operations within a Primitive
- The Primitive(s) chosen for inclusion within the body of *step*
- The ordering of Primitive(s) within the body of *step*
- The key value pair(s) in both Algorithm State and the current Statement
- The ordering of Statement(s)

6.4.1 Domain

- Statement
- Algorithm State

6.4.2 Range

- Algorithm State

6.5 Result

Last process to run within an Algorithm which returns the Algorithm State *state* when all $s \in S$ have been processed by *step*

$$\begin{aligned} relevant? \prec accept? \prec step \prec result \prec relevant? &\iff S \neq \emptyset \\ relevant? \prec accept? \prec step \prec result &\iff S = \emptyset \end{aligned}$$

and does so without preventing subsequent calls of *A*

$\begin{aligned} &Result[KV, KV] \text{ ————— } \\ &result!, state?, opt? : KV \\ &result_ : KV \times KV \twoheadrightarrow KV \end{aligned}$
$\begin{aligned} &result = \langle body \rangle \\ &result! = result(state?, opt?) = state? \vee state! \neq state? \end{aligned}$

such that if at some future point *j* within the timeline $i..n..j$

$S(t_n) = \emptyset$	[S is empty at t_n]
$S(t_j) \neq \emptyset$	[S is not empty at t_j]
$S(t_{n-i})$	[stmts(s) added to <i>S</i> between t_i and t_n]
$S(t_{j-n})$	[stmts(s) added to <i>S</i> between t_n and t_j]
$S(t_{j-i}) = S(t_{n-i}) \cup S(t_{j-n})$	[stmts(s) added to <i>S</i> between t_i and t_j]

Algorithm *A* can pick up from a previous $state_n$ without losing track of its own history.

$\begin{aligned} &state_{n-i} = A(state_i, S(t_{n-i})) \\ &state_{n-1} = A(state_{n-2}, S(t_{n-1})) \\ &state_n = A(state_{n-1}, S(t_n)) \\ &state_{j-n} = A(state_n, S(t_{j-n})) \\ &state_j = A(state_i, S(t_{j-i})) \end{aligned}$
$\begin{aligned} &state_n = state_{n-1} \iff S(t_n) = \emptyset \wedge S(t_{n-1}) \neq \emptyset \\ &state_j = state_{j-n} \iff state_{n-i} = state_n = state_{n-1} \end{aligned}$

Which makes *A* capable of taking in some $S_{\langle i..n..j.. \infty \rangle}$ as not all $s \in S_{\langle i.. \infty \rangle}$ have to be considered at once. In other words, the input data does not need to

persist across the history of A , only the effect of s on $state$ must be persisted. Additionally, the effect of opt is determined by the *body* within *result* such that

$$\begin{aligned} & A(state_n, S(t_{j-n}), opt) \\ & \equiv A(state_i, S(t_{j-i})) \\ & \equiv A(state_i, S(t_{j-i}), opt) \\ & \equiv A(state_n, S(t_{j-n})) \end{aligned}$$

implying that the effect of opt doesn't prevent backwards compatibility of $state$.

6.5.1 Domain

- Algorithm State
- Option(s)

6.5.2 Range

- Algorithm State

6.6 Algorithm Formal Definition

In previous sections, $A_$ was used to indicate calling an Algorithm. In the rest of this document, that notation will be replaced with *algorithm* $_$. This new notation is defined using the definitions of Algorithm Components presented above. The previous definition of an Algorithm

$$Algorithm ::= Init \gg Relevant? \gg Accept? \gg Step \gg Result$$

can be refined using the Operation *recur* and Primitive *algorithmIter* (defined in following subsections) to illustrate how an Algorithm processes a Collection of Statement(s).

$$\begin{array}{l} \text{Algorithm}[KV, Collection, KV] \text{ —————} \\ \text{Algorithm Iter, Recur, Init, Result} \\ \text{opt?}, \text{state?}, \text{state!} : KV \\ S? : Collection \bullet \forall s? \in S? \mid s? : STATEMENT \\ \text{algorithm_} : KV \times Collection \times KV \rightrightarrows KV \\ \text{algorithm} = \langle \text{init_}, \langle \text{algorithmIter_}, \text{recur_} \rangle^{\# S?}, \text{result_} \rangle \\ \text{state!} = \text{algorithm}(\text{state?}, S?, \text{opt?}) \bullet \\ \quad \text{let } \text{init!} == \text{init}(\text{state?}) \bullet \\ \quad \forall s_n \in S? \mid s_n : STATEMENT, n : \mathbb{N} \bullet i \leq n \leq j \bullet \\ \quad \quad \exists_1 \text{state}_n \mid \text{state}_n : KV \bullet \\ \quad \quad \text{let } S?_n = \text{tail}(S?)^{n-i} \\ \quad \quad \quad \text{state}_i = \text{algorithmIter}(\text{init!}, S?_n) \Rightarrow S?_n = S? \iff n = i \\ \quad \quad \quad \text{state}_n = \text{recur}(\text{state}_i, S?_n, _ \text{algorithmIter_})^{j-1} \iff n \neq i \wedge n \neq j \\ \quad \quad \quad \text{state}_j = \text{recur}(\text{state}_n, (\{j-1, j\} \upharpoonright S?), _ \text{algorithmIter_}) \iff n = j \\ \quad \quad \quad \text{state}_{j+1} = \text{state}_j \Rightarrow \text{recur}(\text{state}_j, (j \upharpoonright S?), _ \text{algorithmIter_}) \iff n = j+1 \\ \quad \quad = \text{result}(\text{state}_j, \text{opt?}) \end{array}$$

Within the schema above, the following notation is intended to show that *algorithm* is a Primitive \Rightarrow Collection of Primitives and/or Operations.

$$\langle \text{init}_-, \langle \text{algorithmIter}_-, \text{recur}_- \rangle^{\#S?}, \text{result}_- \rangle$$

Within that notation, the following notation is intended to represent the iteration through the Statement(s) via tail recursion.

$$\langle \text{algorithmIter}_-, \text{recur}_- \rangle^{\#S?}$$

which implies that each Statement is passed to *algorithmIter*₋ and the result is then passed on to the next iteration of the loop. The completion of this loop is the prerequisites of *result*₋

6.6.1 Recur

The following schema introduces the Operation *recur* which expects an accumulator (*KV*), a *Collection* of Value(s) (*V*) being iterated over and a function ($_- \rightarrow -$) which will be called as the result of *recur*. This Operation has been written to be as general purpose as possible and represents the ability to perform [tail recursion](#). Given this intention, *recur* must only ever be the last Operation within a Primitive

$$\left| \begin{array}{l} p_{i..j} : \text{seq}_1 \bullet \forall o \in p \mid o : - \rightarrow - \\ p_{i..j} = \langle \forall n : \mathbb{N} \mid i \leq n \leq j \wedge o_n \in p_{i..j} \bullet \\ \quad \exists_1 o_n \bullet o_n \neq \text{recur} \vee o_n = \text{recur} \iff n = j \rangle \Rightarrow \\ \quad \text{front}(p_{i..j}) \upharpoonright \text{recur} = \langle \rangle \end{array} \right|$$

and results in a call to the passed in function where the accumulator *ack?* and the Collection (minus the first member) are passed as arguments to *fn?*. If this would result in the empty Collection ($\langle \rangle$) being passed to *fn?*, instead the accumulator *ack?* is returned.

$$\left| \begin{array}{l} \text{Recur}[KV, \text{Collection}, (- \rightarrow -)] \text{-----} \\ \text{ack?} : KV \\ S? : \text{Collection} \\ \text{fn?} : (- \rightarrow -) \\ \text{recur}_- : KV \times \text{Collection} \times (- \rightarrow -) \leftrightarrow (KV \times \text{Collection} \rightarrow -) \\ \text{recur}(\text{ack?}, S?, \text{fn?}) = \text{fn?}(\text{ack?}, \text{tail}(S?)) \iff \text{tail}(S?) \neq \langle \rangle \\ \text{recur}(\text{ack?}, S?, \text{fn?}) = \text{first}(\text{ack?}, \text{tail}(S?)) \iff \text{tail}(S?) = \langle \rangle \end{array} \right|$$

In the context of Algorithms,

$$\begin{aligned} \text{ack?} &= \text{AlgorithmState} \\ S? &= \text{Collection of Statement}(s) \\ \text{fn?} &= \text{algorithmIter} \end{aligned}$$

6.6.2 Algorithm Iter

The following schema introduce the Primitive *algorithmIter* which demonstrates the life cycle of a single statement as its passed through the components of an Algorithm.

$AlgorithmIter[KV, Collection]$	_____
$Relevant?, Accept?, Step$ $state?, state! : KV$ $S? : Collection$ $s? : STATEMENT$ $algorithmIter_ : KV \times STATEMENT \rightarrow KV$	
$algorithmIter = \langle relevant? _, accept? _, step_ \rangle$ $s? = head(S?)$ $state! = algorithmIter(state?, s?) \bullet$ $\quad let \quad relevant! == relevant?(state?, s?)$ $\quad \quad accept! == accept?(state?, s?)$ $\quad \quad step! == step(state?, s?)$ $\quad = (state? \iff relevant! = false \vee accept! = false) \vee$ $\quad \quad (step! \iff relevant! = true \wedge accept! = true)$	

If a statement is both relevant and acceptable, *state!* will be the result of *step*. Otherwise, the passed in state is returned $\Rightarrow step! = state?$.

7 Foundational Operations

The Operations in this section use the Operations pulled from the Z Reference Manual (section 1,4) within their own definitions. They are defined as Operations opposed to Primitives because they represent core functionality needed in the context of processing xAPI data given the definition of an Algorithm above. As such, these Operations are added to the global dictionary of symbols usable, without a direct reference to the components schema, within the definition of Operations and Primitives throughout the rest of this document. In general, Operations are intended to be simple, and should not contain any recursive calls. They are building blocks which are used across Primitives of varying functionality. When defining an Operation not already in the set of Foundational Operations defined here, its schema MUST be referenced at the top of all Schemas which utilize the new Operation.

7.1 Collections

Operations which expect a Collection $X = \langle x_i \dots x_n \dots x_j \rangle$

7.1.1 Array?

The operation *array?* will return a boolean which indicates if the passed in argument is a Collection

$Array? [V]$ $coll? : V$ $bol! : Boolean$ $array? _ : V \rightarrow Boolean$	_____
$bol! = array?(coll?) \bullet bol! = true \iff coll? : Collection \Rightarrow V \setminus (Scalar, KV)$	

where $V \setminus (Scalar, KV)$ is used to indicate that *coll?* is of type *V*

$$V ::= Scalar \mid Collection \mid KV$$

but in order for $bol! = true$, *coll?* must not be of type $Scalar \vee KV$ such that

$$\begin{aligned}
X &= \langle x_0, x_1, x_2, x_3, x_4 \rangle \\
x_0 &= 0 \\
x_1 &= foo \\
x_2 &= \langle baz, qux \rangle \\
x_3 &= \langle \langle abc \mapsto 123, def \mapsto 456 \rangle \rangle \\
x_4 &= \langle \langle \langle ghi \mapsto 789, jkl \mapsto 101112 \rangle \rangle, \langle \langle ghi \mapsto 131415, jkl \mapsto 161718 \rangle \rangle \rangle \\
array?(X) &= true && \text{[collection by definition]} \\
array?(x_2) &= true && \text{[collection of } 0 \mapsto baz, 1 \mapsto qux \text{]}
\end{aligned}$$

$array?(x_4) = true$	[collection of maps]
$array?(x_0) = false$	[Scalar]
$array?(x_1) = false$	[String]
$array?(x_3) = false$	[Map]

7.1.2 Append

The operation *append* will return a Collection with a Value added at a specified numeric Index.

$Append[Collection, V, \mathbb{N}]$
$coll? , coll! : Collection$ $v? : V$ $idx? : \mathbb{N}$ $append_ : Collection \times V \times \mathbb{N} \rightarrow Collection$
$\#idx? = 1$ $coll! = append(coll?, v?, idx?) \bullet$ $let\ coll' == front(\{i : \mathbb{N} \mid i \in 0..idx?\} \upharpoonright coll?) \cap v?$ $coll'' == \{j : \mathbb{N} \mid j \in idx? .. \#coll?\} \upharpoonright coll?$ $= coll' \cap coll'' \Rightarrow$ $(front(coll') \cap v? \cap coll'') \wedge$ $(v? \mapsto idx? \in coll!) \wedge$ $(\#coll! = \#coll? + 1)$

append results in the composition of $coll'$ and $coll''$ such that

$$coll! = coll' \cap coll'' \wedge idx? \mapsto v? \in coll!$$

- $coll'$ is the items in $coll?$ up to and including $idx?$ but the value at $idx?$ is replaced with $v?$ such that $idx? \mapsto coll?_{idx?} \notin coll'$
- $coll''$ is the items in $coll?$ from $idx?$ to $\#coll? \Rightarrow coll?_{idx?} \in coll''$

The following example illustrates these properties.

$$\begin{aligned}
X &= \langle x_0, x_1, x_2 \rangle \\
x_0 &= 0 \\
x_1 &= foo \\
x_2 &= \langle a, b, c \rangle \\
v? &= bar \\
append(X, v?, 0) &= \langle bar, 0, foo, \langle a, b, c \rangle \rangle \\
append(X, v?, 1) &= \langle 0, bar, foo, \langle a, b, c \rangle \rangle
\end{aligned}$$

$append(X, v?, 2) = \langle 0, foo, bar, \langle a, b, c \rangle \rangle$
 $append(X, v?, 3) = \langle 0, foo, \langle a, b, c \rangle, bar \rangle$
 $append(X, v?, 4) = append(X, v?, 3) \iff 3 \notin \text{dom } X$

7.1.3 Remove

The inverse of the *append* Operations.

$remove(coll, idx) = \sim append(coll, idx)$

The operation *remove* will return a Collection minus the Value removed from the specified Numeric Index

$Remove[Collection, \mathbb{N}]$ $coll?, coll! : Collection$ $idx? : \mathbb{N}$ $remove_ : Collection \times \mathbb{N} \rightarrow Collection$
$\#idx? = 1$ $coll! = remove(coll?, idx?) \bullet$ $let\ coll' == front(\{ i : \mathbb{N} \mid i \in 0 .. idx? \} \upharpoonright coll?)$ $coll'' == tail(\{ j : \mathbb{N} \mid j \in idx? .. \#coll? \} \upharpoonright coll?)$ $= coll' \frown coll'' \Rightarrow$ $(coll?_{idx?} \notin coll') \wedge$ $(coll?_{idx?} \notin coll'') \wedge$ $(\#coll! = \#coll? - 1)$

such that

$X = \langle x_0, x_1, x_2 \rangle$	
$x_0 = 0$	
$x_1 = foo$	
$x_2 = baz$	
$remove(X, 0) = \langle foo, baz \rangle$	[0 was removed from X]
$remove(X, 1) = \langle 0, baz \rangle$	[foo was removed from X]
$remove(X, 2) = \langle 0, foo \rangle$	[baz was removed from X]
$remove(X, 3) = \langle 0, foo, baz \rangle = X$	[nothing at 3, X unaltered]

7.1.4 At Index

The operation *atIndex* will return the Value at a specified numeric index within a Collection or an empty Collection if there is no value at the specified index.

$\frac{AtIndex[Collection, \mathbb{N}]}{idx? : \mathbb{N}}$ $coll? : Collection$ $atIndex_ : Collection \times \mathbb{N} \twoheadrightarrow V$	
$\# idx? = 1$ $coll! = atIndex(coll?, idx?) = (head(idx? \upharpoonright coll?)) \iff idx? \in coll?$ $coll! = atIndex(coll?, idx?) = \langle \rangle \iff idx? \notin coll?$	

Given the definition of the *Collection* and *V* free types

$$Collection ::= emptyColl \mid append \langle \langle Collection \times Scalar \vee Collection \vee KV \times \mathbb{N} \rangle \rangle$$

$$V ::= Scalar \mid Collection \mid KV$$

The collection member $coll?_{idx?} : V$ is implied from *append* accepting the argument of type $Scalar \vee Collection \vee KV \equiv V$ which means each *Collection* member is of type *V*. Given that extraction $(_ \upharpoonright _)$ returns a *Collection*,

$$\frac{seq X : Collection}{_ \upharpoonright _ : \mathbb{P} \mathbb{N}_1 \times seq X \rightarrow seq X}$$

in order for *atIndex* to return the collection member without altering its type, the first member of *atIdx'* must be returned, not *atIdx'* itself.

$$\frac{atIdx' : Collection}{coll!, coll?_{idx?} : V}$$

$$atIdx' = (idx? \upharpoonright coll?) \Rightarrow \langle coll?_{idx?} \rangle$$

$$coll! = head(atIdx') = coll?_{idx?}$$

The *head* call is made possible by restricting *idx?* to be a single numeric value.

$$idx?, idx' : \mathbb{N}$$

$$\# idx? = 1 \bullet (idx? \upharpoonright coll?) = \langle coll?_{idx?} \rangle \bullet$$

$$(head(idx? \upharpoonright coll?)) = coll?_{idx?} \quad [\text{expected return given } idx?]$$

$$\# idx' \geq 2 \bullet (idx' \upharpoonright coll?) = \langle coll?_{idx'_i} \dots coll?_{idx'_j} \rangle \bullet$$

$$(head(idx' \upharpoonright coll?)) = coll?_{idx'_i} \quad [\text{unexpected return given } idx']$$

Additionally, if the provided $idx? \notin coll?$ then an empty *Collection* will be returned given that *head* must be passed a non-empty *Collection*.

$$\frac{head : seq_1 X \rightarrow X}{idx? \notin coll? \Rightarrow (idx? \upharpoonright coll?) = \langle \rangle \rhd seq_1}$$

The properties of *atIndex* are illustrated in the following examples.

$$X = \langle x_0, x_1, x_2 \rangle$$

$$\begin{array}{ll}
x_0 = 0 & \\
x_1 = foo & \\
x_2 = \langle a, b, c \rangle & \\
atIndex(X, 0) = 0 & [head(\langle x_0 \rangle)] \\
atIndex(X, 1) = foo & [head(\langle x_1 \rangle)] \\
atIndex(X, 2) = \langle a, b, c \rangle & [head(\langle x_2 \rangle)] \\
atIndex(X, 3) = \langle \rangle & [3 \notin X \Rightarrow x_3 \notin X]
\end{array}$$

7.1.5 Update

The operation *update* will return a Collection *coll!* which is the same as the input Collection *coll?* except for at index *idx?*. The existing member *coll?_{idx?}* is replaced by the provided Value *v?* at *idx?* in *coll!* such that

$$idx? \mapsto v? \in coll! \wedge idx? \mapsto coll?_{idx?} \notin coll!$$

which is equivalent to *remove* >> *append*

$$update(coll?, v?, idx?) \equiv append(remove(coll?, idx?), v?, idx?)$$

The functionality of *update* is further explained in the following schema.

$$\begin{array}{l}
\text{Update}[Collection, V, \mathbb{N}] \text{ —————} \\
idx? : \mathbb{N} \\
coll?, coll! : Collection \\
v? : V \\
update_ : Collection \times V \times \mathbb{N} \mapsto Collection \\
\hline
1 = \# idx? \\
coll! = update(coll?, v?, idx?) \bullet \\
\quad let coll' == \{ i : \mathbb{N} \mid i \in 0..idx? \} \upharpoonright coll? \\
\quad \quad coll'' == head(coll') \frown v? \\
\quad \quad coll''' == \{ j : \mathbb{N} \mid j \in idx? + 1 .. \# coll? \} \upharpoonright coll? \\
\quad coll'' \frown coll''' \Rightarrow \\
\quad \quad (append(remove(coll', idx?), v?, idx?) \frown coll'') \wedge \\
\quad \quad (v? \mapsto idx? \in coll!) \wedge \\
\quad \quad (\# coll! = \# coll?) \wedge
\end{array}$$

The value which previously existed at *idx? ∈ coll?* is replaced with *v?* to result in *coll!*

- *coll'* is the items in *coll?* up to and including *idx?*
- *coll''* is the items in *coll?* except the item at *idx?* has been replaced with *v?*

- $coll'''$ is the items in $coll?$ from $idx? + 1$ to $\# coll? \Rightarrow coll?_{idx?} \notin coll''$

The following example illustrates these properties.

$$\begin{aligned}
X &= \langle x_0, x_1, x_2 \rangle \\
x_0 &= 0 \\
x_1 &= foo \\
x_2 &= \langle a, b, c \rangle \\
v? &= bar \\
update(X, v?, 0) &= \langle bar, foo, \langle a, b, c \rangle \rangle \\
update(X, v?, 1) &= \langle 0, bar, \langle a, b, c \rangle \rangle \\
update(X, v?, 2) &= \langle 0, foo, bar \rangle \\
update(X, v?, 3) &= \langle 0, foo, \langle a, b, c \rangle, bar \rangle \\
update(X, v?, 4) &= append(X, v?, 3) = update(X, v?, 3) \iff 3 \notin \text{dom } X
\end{aligned}$$

7.2 Key Value Pairs

Operations which expect a Map $M = \langle\langle k_i v_{k_i} .. k_n v_{k_n} .. k_j v_{k_j} \rangle\rangle$

7.2.1 Map?

The operation $map?$ will return a boolean which indicates if the passed in argument is a KV

$ \begin{aligned} &Map? [V] \\ &m? : V \\ &bol! : Boolean \\ &map? _ : V \rightarrow Boolean \end{aligned} $
$bol! = map?(m?) \bullet bol! = true \iff m? : KV \Rightarrow V \setminus (Scalar, Collection)$

where $V \setminus (Scalar, Collection)$ is used to indicate that $m?$ is of type V

$$V ::= Scalar \mid Collection \mid KV$$

but in order for $bol! = true$, $m?$ must not be of type $Scalar \vee Collection$ such that

$$\begin{aligned}
X &= \langle\langle x_0, x_1, x_2, x_3, x_4 \rangle\rangle \\
x_0 &= 0 \\
x_1 &= foo \\
x_2 &= \langle baz, qux \rangle \\
x_3 &= \langle\langle abc \mapsto 123, def \mapsto 456 \rangle\rangle
\end{aligned}$$

$x_4 = \langle \langle ghi \mapsto 789, jkl \mapsto 101112 \rangle, \langle ghi \mapsto 131415, jkl \mapsto 161718 \rangle \rangle$	
$map?(X) = true$	[KV by definition]
$map?(x_3) = true$	[KV]
$map?(x_2) = false$	[Collection]
$map?(x_4) = false$	[Collection of maps]
$map?(x_0) = false$	[Scalar]
$map?(x_1) = false$	[String]

7.2.2 Associate

The operation *associate* establishes a relationship between $k?$ and $v?$ at the top level of $m!$.

$Associate[KV, K, V]$ $m?, m!, m' : KV$ $k? : K$ $v? : V$ $associate_ : KV \times K \times V \rightarrow KV$	$m! = associate(m?, k?, v?) \bullet$ $let\ m' == m? \triangleleft k? \Rightarrow$ $(dom\ m' = dom\ (m? \setminus k?)) \wedge$ $(m? \setminus m' = k? \iff k? \in m?) \wedge$ $(m? \setminus m' = \emptyset \iff k? \notin m? \Rightarrow m? = m')$ $= \langle k? \mapsto v? \rangle \cup m'$
---------------------------------------------------------------------------------------------------------------------------	-------------------------------------------------------------------------------------------------------------------------------------------------------------------------------------------------------------------------------------------------------------------------------------------------------------

This implies that any existing mapping at $k? \in m?$ will be overwritten by *associate* but an existing mapping is not a precondition.

$(k?, m?_{k?}) \in m? \vee (k?, m?_{k?}) \notin m?$ $(k?, m?_{k?}) \notin m!$ $(k?, v?) \in m!$	$m! = associate(m?, k?, v?)$
-------------------------------------------------------------------------------------------------------	------------------------------

associate does not alter any other mappings within $m?$ and this property is illustrated by the definition of local variable m'

$m' : KV \mid m' = m? \triangleleft k? \Rightarrow m' \triangleleft (m? \setminus k?)$	$dom\ m? = \{k_i : K \mid 0 \leq \#m? \bullet k_i \in m? \wedge 0 \leq i \leq \#m?\}$ $dom\ m' = \{k'_i : K \mid 0 \leq \#m' \bullet k'_i \in m? \wedge k'_i \neq k? \wedge 0 \leq i \leq \#m'\}$ $dom\ m' = dom\ m? \iff k? \notin m? \Rightarrow \forall k_i \in m? \mid k_i \neq k?$ $\#m' = \#m? \iff k? \notin m?$ $\#m' = \#m? - 1 \iff k? \in m?$
----------------------------------------------------------------------------------------	----------------------------------------------------------------------------------------------------------------------------------------------------------------------------------------------------------------------------------------------------------------------------------------------------------------------------------------------------------------------

and its usage within the definition of *associate*.

$$\begin{aligned} m! &= m? \cup \langle \langle k? \mapsto v? \rangle \rangle \Rightarrow k? \notin m? \\ m! &= m' \cup \langle \langle k? \mapsto v? \rangle \rangle \Rightarrow m' \neq m? \wedge k? \in m? \end{aligned}$$

The following examples demonstrate the intended functionality of *associate*.

$$\begin{aligned} M &= \langle \langle k_0 v_{k_0}, k_1 v_{k_1} \rangle \rangle \\ k_0 &= abc \wedge v_{k_0} = 123 & [k_0 v_{k_0} = abc \mapsto 123] \\ k_1 &= def \wedge v_{k_1} = xyz \mapsto 456 & [k_1 v_{k_1} = def \mapsto xyz \mapsto 456] \\ \text{associate}(M, baz, foo) &= \langle \langle abc \mapsto 123, def \mapsto xyz \mapsto 456, baz \mapsto foo \rangle \rangle \\ \text{associate}(M, abc, 321) &= \langle \langle abc \mapsto 321, def \mapsto xyz \mapsto 456 \rangle \rangle \end{aligned}$$

7.2.3 Dissociate

The operation *dissociate* will remove some $k \mapsto v$ from KV given $k \in KV$

$\begin{aligned} & \text{Dissociate}[KV, K] \text{ —————} \\ & m?, m! : KV \\ & k? : K \\ & \text{dissociate}_- : KV \times K \twoheadrightarrow KV \\ & m! = \text{dissociate}(m?, k?) \bullet m! = m? \triangleleft k? \Rightarrow \\ & \quad (\text{dom } m! = \text{dom } (m? \setminus k?)) \wedge \\ & \quad (m? \setminus m! = k? \iff k? \in m?) \wedge \\ & \quad (m? \setminus m! = \emptyset \iff k? \notin m? \Rightarrow m? = m!) \wedge \\ & \quad ((k?, m?_{k?}) \notin m!) \end{aligned}$

such that every mapping in $m?$ is also in $m!$ except for $k? \mapsto m?_{k?}$.

$$\begin{aligned} M &= \langle \langle k_0 v_{k_0}, k_1 v_{k_1} \rangle \rangle \\ k_0 &= abc \wedge v_{k_0} = 123 & [k_0 v_{k_0} = abc \mapsto 123] \\ k_1 &= def \wedge v_{k_1} = xyz \mapsto 456 & [k_1 v_{k_1} = def \mapsto xyz \mapsto 456] \\ \text{dissociate}(M, abc) &= \langle \langle def \mapsto xyz \mapsto 456 \rangle \rangle \\ \text{dissociate}(M, def) &= \langle \langle abc \mapsto 123 \rangle \rangle \\ \text{dissociate}(M, xyz) &= M & [xyz \notin M] \end{aligned}$$

7.2.4 At Key

The operation *atKey* will return the Value v at some specified Key k .

$AtKey[KV, K]$	_____
$m? : KV$ $v! : V$ $k? : K$ $atKey_ : KV \times K \twoheadrightarrow V$	
$v! = atKey(m?, k?) \bullet$ $let\ coll == ((seq\ m?) \upharpoonright (k?, m?_{k?})) \Rightarrow \langle (k?, m?_{k?}) \rangle \iff k? \in \text{dom } m?$ $= (second(head(coll)) \iff k? \mapsto m?_{k?} \in coll) \vee$ $(\emptyset \iff k? \notin \text{dom } m?)$	

In the schema above, $coll$ is the result of filtering for $(k?, m?_{k?})$ within $seq\ m?$. If the mapping was in the original $m?$, it will also be in the sequence of mappings. This means we can filter over the sequence to look for the mapping and if found, it is returned as $\langle (k?, m?_{k?}) \rangle$. To return the mapping itself, $head(coll)$ is used to extract the mapping such that the value mapped to $k?$ can be returned.

$$v! = atKey(m?, k?) = second(head(coll)) = m?_{k?} \bullet m?_{k?} : V \iff k? \in \text{dom } m?$$

The following examples demonstrate the properties of $atKey$

$$\begin{aligned}
M &= \langle\langle k_0 v_{k_0}, k_1 v_{k_1} \rangle\rangle \\
k_0 &= abc \wedge v_{k_0} = 123 & [k_0 v_{k_0} = abc \mapsto 123] \\
k_1 &= def \wedge v_{k_1} = xyz \mapsto 456 & [k_1 v_{k_1} = def \mapsto xyz \mapsto 456] \\
atKey(M, abc) &= 123 \\
atKey(M, def) &= xyz \mapsto 456 \\
atKey(M, foo) &= \emptyset
\end{aligned}$$

7.3 Utility

Operations which are useful in many Statement processing contexts.

7.3.1 Map

The *map* operation takes in a function $fn?$, Collection $coll?$ and additional Arguments $args?$ (as necessary) and returns a modified Collection $coll!$ with members $fn!_n$. The ordering of $coll?$ is maintained within $coll!$

$Map[(- \rightarrow -), Collection, V]$
$fn? : (- \rightarrow -)$ $args? : V$ $coll?, coll! : Collection$ $map_- : (- \rightarrow -) \times Collection \times V \rightarrow Collection$
$coll! = map(fn?, coll?, args?) \bullet$ $\langle \forall n : i..j \in coll? \mid i \leq n \leq j \wedge j = \#coll? \bullet$ $\exists_1 fn!_n : V \mid fn!_n =$ $(fn?(coll?_n, args?) \iff args? \neq \emptyset) \vee$ $(fn?(coll?_n) \iff args? = \emptyset) \rangle \Rightarrow fn!_i \cap fn!_n \cap fn!_j$

Above, $fn!_n$ is introduced to handle the case where $fn?$ only requires a single argument. Additional arguments may be necessary but if they are not ($args? = \emptyset$) then only $coll?_n$ is passed to $fn?$.

$$\begin{aligned}
X &= \langle 1, 2, 3 \rangle \\
map(succ, X) &= \langle 2, 3, 4 \rangle && [\text{increment each member of } X] \\
map(+, X, 2) &= \langle 3, 4, 5 \rangle && [\text{add 2 to each member of } X]
\end{aligned}$$

7.3.2 Iso To Unix Epoch

The *isoToUnix* operation converts an ISO 8601 Timestamp (see the [xAPI Specification](#)) to the number of seconds that have elapsed since January 1, 1970

$IsoToUnix$
$Timestamp$ $seconds! : \mathbb{N}$ $isoToUnix_- : \mathbb{F}_1 \rightarrow \mathbb{N}$
$seconds! = isoToUnix(timestamp)$

$$\begin{aligned}
ts &= 2015 - 11 - 18T12 : 17 : 00 + 00 : 00 \equiv 2015 - 11 - 18T12 : 17 : 00Z \\
isoToUnixEpoch(ts) &= 1447849020 && [\text{ISO 8601} \rightarrow \text{Epoch time}]
\end{aligned}$$

7.3.3 Timeunit To Number of Seconds

The operation *toSeconds* will return the number of seconds corresponding to the input *Timeunit*

$$Timeunit ::= second \mid minute \mid hour \mid day \mid week \mid month \mid year$$

such that the following schema defines *toSeconds*

$ToSeconds[Timeunit]$	_____
$t? : Timeunit$ $toSeconds_ : Timeunit \rightarrow \mathbb{N}$	
$toSeconds(t?) = 1 \iff t? = second$ $toSeconds(t?) = 60 \iff t? = minute$ $toSeconds(t?) = 3600 \iff t? = hour$ $toSeconds(t?) = 86400 \iff t? = day$ $toSeconds(t?) = 604800 \iff t? = week$ $toSeconds(t?) = 2629743 \iff t? = month$ $toSeconds(t?) = 31556926 \iff t? = year$	

7.4 Rate Of

The Operation *rateOf* calculates the number of times something occurs within an interval of time given a unit of time.

$$rateOf(nOccurrences, start, end, unit)$$

Where the output translates to: the rate of occurrence per unit within interval

- *nOccurrences* is the number of times something happened and should be an Integer (called *nO?* bellow)
- *start* is an ISO 8601 timestamp which serves as the first timestamp within the interval
- *end* is an ISO 8601 timestamp which servers as the last timestamp within the interval
- *unit* is a String Enum representing the unit of time

This can be seen in the definition of *rateOf* bellow.

$RateOf[\mathbb{N}, TIMESTAMP, TIMESTAMP, TIMEUNIT]$	_____
$nO? : \mathbb{N}$ $rate! : \mathbb{Z}$ $start?, end? : TIMESTAMP$ $unit? : TIMEUNIT$ $rateOf_ : \mathbb{N} \times TIMESTAMP \times TIMESTAMP \times TIMEUNIT \rightarrow \mathbb{Z}$	
$rate! = rateOf(nO?, start?, end?, unit?) \bullet$ $\quad let \quad interval == isoToUnix(end) - isoToUnix(start)$ $\quad \quad unitS == toSeconds(unit?)$ $\quad = nO? \div (interval \div units)$	

The only other functionality required by *rateOf* is supplied via basic arithmetic

start = 2015-11-18T12:17:00Z

end = 2015-11-18T14:17:00Z

unit = second

nO? = 10

startN = *isoToUnix*(*start*) = 1447849020

endN = *isoToUnix*(*end*) = 1447856220

interval = *endN* - *startN* = 7200

unitN = *toSeconds*(*unit*) = 60

0.001389 = *rateOf*(*nO?*, *start*, *end*, *unit*) $\Rightarrow 10 \div (7200 \div 60)$

5 = *rateOf*(*nO?*, *start*, *end*, *hour*) $\Rightarrow 10 \div (7200 \div 3600)$

8 Common Primitives

There will be many Primitives used within Algorithm definitions in DAVE but navigation into a nested *Collection* or *KV* is most likely to be used across nearly all Algorithm definitions. In the following section, helper Operations are introduced for navigation into and back out of a nested Value. These Operations are then used to define the common Primitives centered around traversal of nested data structures ie. xAPI Statements and Algorithm State.

8.1 Traversal Operations

$\text{Get}[V, \text{Collection}]$ <hr/> $in?, v!: V$ $id?: \text{Collection}$ $get_ : V \times \text{Collection} \twoheadrightarrow V$ <hr/> $v! = get(in?, id?) \bullet$ $= (atIndex(in?, head(id?)) \iff (array?(in?) = true) \wedge (head(id?) \in \mathbb{N})) \vee$ $(atKey(in?, head(id?)) \iff (array?(in?) = false) \wedge (map?(in?) = true))$

- retrieval of a V located at $id?$ within $in?$ where $in?$ can be a *Collection* or *KV*

$\text{Merge}[(V, V), \text{Collection}]$ <hr/> $parent?, child?, parent!: V$ $at?: \text{Collection}$ $merge_ : (V \times V) \times \text{Collection} \twoheadrightarrow V$ <hr/> $parent! = merge((parent?, child?), at?) \bullet$ $= (associate(parent?, head(at?), child?)$ $\iff map?(parent?) = true) \vee$ $(update(parent?, child?, head(at?))$ $\iff (array?(parent?) = true) \wedge (head(at?) \in \mathbb{N}))$

- Updating of $parent?$ to include $child?$ at location indicated by $head(at?)$

$\text{Conj}[V, V]$ <hr/> $parent?, data?: V$ $conj!: \text{Collection}$ $conj_ : V \times V \twoheadrightarrow \text{Collection}$ <hr/> $conj! = conj(parent?, data?) \bullet$ $\text{let } j == first(last(parent?))$ $parent?_{coll} == append(\langle \rangle, parent?, 0)$ $= (append(parent?, data?, (j + 1)) \iff array?(parent?) = true) \vee$ $(append(parent?_{coll}, data?, (j + 1)) \iff array?(parent?) = false)$

- $conj!$ is a collection with $data?$ at the last index $conj!_j = data?$.

8.2 Traversal Primitives

The helper Operations defined above are used to describe the traversal of a heterogeneous nested Value. In the following subsections, examples which demonstrate the functionality of Primitives will be passed X as $in?$.

$$\begin{aligned}
X &= \langle x_0, x_1, x_2 \rangle \\
x_0 &= true \\
x_1 &= \langle a, b, c \rangle \\
x_2 &= \langle \langle foo \mapsto \langle \langle bar \mapsto buz, x \mapsto y, z \mapsto \langle 3, 2, 1 \rangle \rangle \rangle \rangle \rangle \\
fn! &= fn(X_{\langle path?_i .. path?_{j-1} \rangle}, v?) \bullet \\
&\quad \forall X_{\langle path?_i .. path?_{j-1} \rangle} \wedge v? \mid fn! = ZZZ \quad [\text{always return } ZZZ]
\end{aligned}$$

8.2.1 Get In

Collection and KV have different Fundamental Operations for navigation into, value extraction from and application of updates to. Navigation into an arbitrary Value without concern for its type is a useful tool to have and has been defined as the Primitive $getIn$.

$$\begin{array}{l}
\hline
GetIn[V, Collection] \text{ ————— } \\
Get, Recur \\
in?, atPath! : V \\
path? : Collection \\
getIn_ : V \times Collection \rightarrow V \\
\hline
getIn = \langle get_ , recur_ \rangle \# path?^{-1} \\
\\
atPath! = getIn(in?, path?) \bullet \\
\forall n : i .. j - 1 \bullet j = first(last(path?)) \Rightarrow first(j, path?_j) \mid \exists down_n \bullet \\
\quad let \ path?_n == tail(path?)^{n-i} \\
\quad \quad down_i == get(in?, path?_n) \Rightarrow \\
\quad \quad \quad atIndex(in?, head(path?)) \vee \\
\quad \quad \quad atKey(in?, head(path?)) \iff n = i \\
\quad \quad down_n == recur(down_i, path?_n, get_)^{j-1} \\
\quad \quad down_{j-1} == get(down_n, path?_n) \iff n = j - 2 \\
\\
atPath! = down_j = get(down_{j-1}, path?_n) \bullet \\
\quad \quad path?_n \equiv (path? \upharpoonright j) \Rightarrow \\
\quad \quad \quad \langle j \mapsto atIndex(path?, j) \rangle \iff n = j - 1
\end{array}$$

The following examples demonstrate the functionality of the Primitive $getIn$

$$getIn(X, \langle 1, 1 \rangle) = b$$

$getIn(X, \langle 0 \rangle) = true$
 $getIn(X, \langle 2, foo, z, 0 \rangle) = 3$

Additionally, the propagation of an update, starting at some depth within a passed in Value and bubbling up to the top level, such that the update is only applied to values along a specified path as necessary, is also a useful tool to have. The following sections introduce Primitives which address performing these types of updates and ends with a summary of the functional steps described in the sections below. *replaceAt* is introduced first and serves as a point of comparison when describing the more abstract Primitives *backProp* and *walkBack*.

8.2.2 Replace At

The schema *ReplaceAt* uses the helper Operation *merge* to apply updates while climbing up from some arbitrary depth.

$ReplaceAt[V, Collection, V]$ —————
GetIn, Merge
 $in?, with?, out! : V$
 $path? : Collection$
 $replaceAt_ : V \times Collection \times V \rightarrow V$

$replaceAt = \langle \langle getIn_ , merge_ \rangle , recur_ \rangle \# path?^{-1}$

$out! = replaceAt(in?, path?, with?) \bullet$
 $\forall n : i..j-1 \bullet (i = first(head(path?))) \wedge (j = first(last(path?))) \mid \exists parent_n \bullet$
 $\quad let \ path?_n == tail(path?)^{n-i}$
 $\quad parent_n = recur(parent_{n-1}, path?_n, get_)^{j-1} \Rightarrow$
 $\quad let \ parent_i == getIn(in?, path?_n) \iff n = i$
 $\quad \quad parent_{i+1} == getIn(parent_i, path?_n) \iff n = i + 1$
 $\quad \quad parent_{j-1} == getIn(parent_{j-2}, path?_n) \iff n = j - 1$
 $\quad \quad parent_j = getIn(parent_{j-1}, (path? \upharpoonright j))$

$\forall z : p..q \bullet (p = j - 1) \wedge (q = i + 1) \Rightarrow$
 $\quad ((z = p \iff n = j - 1) \wedge (z = q \iff n = i + 1)) \mid \exists child_z \bullet$
 $\quad let \ path?_{rev} == rev(path?)$
 $\quad \quad path?_z == tail(path?_{rev})^{p-z+1}$
 $\quad child_z = recur((parent_n, child_{n+1}), path?_z, merge_)$
 $\quad let \ child_p == merge((parent_n, with?), path?_z) \iff z = p \Rightarrow n = j - 1$
 $\quad \quad child_{p+1} == merge((parent_n, child_p), path?_z) \iff n = j - 2 \wedge p = j - 1$
 $\quad \quad child_q == merge((parent_n, child_{q+1}), path?_z) \iff z = q \Rightarrow n = i + 1$

$out! = merge((in?, child_q), path?_n) \equiv merge((in?, child_q), (path? \upharpoonright i)) \iff (n = i = q - 1)$

- The range of indices $i..j-1$ is used to describe navigation into some Value given *path?*

- Used to reference preceding level of depth
- keeps track of parent from previous steps
- The range of indices $p..q$ is used to describe navigation up from target depth indicated by $path?$
 - Used to reference current level of depth
 - keeps track of child after the update has been applied
- The propagation of the update starts with $child_p$
 - $with?$ is added to $parent_{j-1}$ at $get(path?, \langle j \rangle)$
 - parent nodes need to be notified of the change within their children

The following examples demonstrate the functionality of the Primitive *replaceAt*

$$\begin{aligned}
replaceAt(X, \langle 2, foo, q \rangle, fn!) &= \langle x_0, x_1, \langle\langle foo \mapsto \langle\langle bar \mapsto buz, x \mapsto y, q \mapsto ZZZ \rangle\rangle\rangle\rangle \rangle \\
replaceAt(X, \langle 2, foo, x \rangle, fn!) &= \langle x_0, x_1, \langle\langle foo \mapsto \langle\langle bar \mapsto buz, x \mapsto ZZZ \rangle\rangle\rangle \rangle
\end{aligned}$$

This Primitive can be made more general purpose by replacing *merge* with a placeholder $fn?$ representing a passed in Operation or Primitive.

8.2.3 Back Prop

Being able to pass a function as an argument allows for, in this context, the arbitrary handling of how update(s) are applied at each level of nesting. The arbitrary $fn?$ should expect a (Parent, Child) tuple and a Collection of indices as arguments and return a potentially modified version of the parent.

$$\begin{array}{l}
\text{BackProp}[V, \text{Collection}, V, (- \rightarrow -)] \text{-----} \\
\text{GetIn} \\
in?, fnSeed?, out! : V \\
path? : \text{Collection} \\
fn? : (- \rightarrow -) \\
backProp_ : V \times \text{Collection} \times V \times (- \rightarrow -) \mapsto V \\
\hline
backProp = \langle \langle getIn_ , fn? _ \rangle , recur_ \rangle^{\#path? - 1} \\
\\
out! = backProp(in?, path?, fnSeed?, fn?) \bullet \\
\forall n : i..j-1 \bullet (i = first(head(path?))) \wedge (j = first(last(path?))) | \exists parent_n \bullet \\
\quad let \ path?_n == tail(path?)^{n-i} \\
\quad parent_n = recur(parent_{n-1}, path?_n, get_)^{j-1} \Rightarrow \\
\quad let \ parent_i == getIn(in?, path?_n) \iff n = i \\
\quad \quad parent_{i+1} == getIn(parent_i, path?_n) \iff n = i + 1 \\
\quad \quad parent_{j-1} == getIn(parent_{j-2}, path?_n) \iff n = j - 1 \\
\quad \quad parent_j = getIn(parent_{j-1}, (path? \upharpoonright j)) \\
\\
\forall z : p..q \bullet (p = j - 1) \wedge (q = i + 1) \Rightarrow \\
\quad ((z = p \iff n = j - 1) \wedge (z = q \iff n = i + 1)) | \exists child_z \bullet \\
\quad let \ path?_{rev} == rev(path?) \\
\quad \quad path?_z == tail(path?_{rev})^{p-z+1} \\
\quad child_z = recur((parent_n, child_{n+1}), path?_z, fn?) \\
\quad let \ child_p == fn?((parent_n, fnSeed?), path?_z) \iff z = p \Rightarrow n = j - 1 \\
\quad \quad child_{p+1} == fn?((parent_n, child_p), path?_z) \iff n = j - 2 \wedge p = j - 1 \\
\quad \quad child_q == fn?((parent_n, child_{q+1}), path?_z) \iff z = q \Rightarrow n = i + 1 \\
\\
out! = fn?((in?, child_q), path?_n) \equiv fn?((in?, child_q), (path? \upharpoonright i)) \iff (n = i = q - 1)
\end{array}$$

The schema *ReplaceAt* was introduced before *BackProp* so the process underlying both could be explicitly demonstrated and defined. The hope is that this made the introduction of the more abstract Primitive *backProp* easier to follow. A quick comparison of *ReplaceAt* and *BackProp* reveals that the only major difference between them is *fn?* vs *merge*_. This implies the Primitive *backProp* can be used to replicate *replaceAt*.

$$\begin{array}{l}
replaceAt(in?, path?, with?) \equiv \\
\quad backProp(in?, path?, fnSeed?, merge_) \iff with? = fnSeed?
\end{array}$$

Above highlights the arguments *with?* \wedge *fnSeed?* which serve the same purpose within *backProp* and *replaceAt*.

- Within *ReplaceAt*, the naming *with?* indicates its usage with respect to *merge* and the overall functionality of the Primitive
- Within *BackProp*, the naming *fnSeed?* indicates that the usage of the variable within *fn?* is unknowable but this value will be passed to *fn?* on the very first iteration of the Primitive

In both cases, the variable is put into a tuple and passed to $fn?$.

$$backProp(X, \langle 2, foo, x \rangle, fn!, merge -) = \langle x_0, x_1, \langle \langle foo \mapsto \langle \langle bar \mapsto buz, x \mapsto ZZZ \rangle \rangle \rangle \rangle \rangle$$

The notable limitation of *backProp* are enumerated in the bullets bellow and the Primitive *walkBack* is introduced to address them.

- expectation of a seeding value ($fnSeed?$) as a passed in argument
- the general dismissal of the value ($parent_j$) located at $path?$ which is potentially being overwritten

8.2.4 Walk Back

In the Primitive *walkBack*, $fnSeed?$ is assumed to be the result of a function $fn?_\delta$ which is passed in as an argument. $fn?_\delta$ will be passed $parent_j$ as an argument in order to produce $fnSeed?$. This Value will then be used exactly as it was in *backProp* given *walkBack* expects another function argument $fn?_{nav}$.

$$walkBack(in?, path?, fn?_\delta, fn?_{nav})$$

In fact, the usage of $fn?_{nav}$ in *WalkBack* is exactly the same as the usage of $fn?$ in *BackProp* as $fn?_{nav}$ is passed to *backProp* as $fn?$.

$$\begin{array}{l} \text{WalkBack}[V, Collection, (- \rightarrow -), (- \rightarrow -)] \text{-----} \\ \text{BackProp} \\ in?, out! : V \\ path? : Collection \\ fn?_\delta, fn?_{nav} : (- \rightarrow -) \\ walkBack - : V \times Collection \times (- \rightarrow -) \times (- \rightarrow -) \rightarrow V \\ \hline walkBack = \langle getIn -, fn?_\delta -, backProp - \rangle \\ \\ out! = walkBack(in?, path?, fn?_\delta, fn?_{nav}) \bullet \\ \quad \text{let } fnSeed == fn?_\delta(getIn(in?, path?)) \\ \quad = backProp(in?, path?, fnSeed, fn?_{nav}) \end{array}$$

By replacing $fnSeed?$ with $fn?_\delta$ as an argument

- *walkBack* can be used to describe predicate based traversal of $in?$
- *walkBack* can be used to update Values at arbitrary nesting within $in?$ and at the same time describe how those changes affect the rest of $in?$

walkBack serves as a graph traversal template Primitive whose behavior is defined in terms of the nodes within $in?$ and the interpretation of those nodes via $fn?_\delta$ and $fn?_{nav}$. This establishes the means for defining Primitives which can make longitudinal updates as needed before making horizontal movements through some $in?$. In order for *backProp* to be used in the same way, the required state must be managed by

- fn_{nav}
- some higher level Primitive that contains *backProp* (see *WalkBack*)

This important difference means *walkBack* can be used to replicate *backProp* but the opposite is not always true.

$$\begin{aligned} walkBack(in?, path?, fn?_{\delta}, fn?_{nav}) &\equiv \\ backProp(in?, path?, fnSeed?, fn?_{nav}) &\iff fnSeed? = fn?_{\delta}(getIn(in?, path?)) \end{aligned}$$

This means *replaceAt* can also be replicated.

$$\begin{aligned} replaceAt(in?, path?, with?) &\equiv \\ (backProp(in?, path?, fnSeed?, merge_)) &\iff with? = fnSeed?) \equiv \\ walkBack(in?, path?, fn?_{\delta}, merge_)) &\iff \\ fn?_{\delta}(getIn(in?, path?)) = fnSeed? &= with? \end{aligned}$$

The following examples demonstrate the functionality of *walkBack*

$$\begin{aligned} walkBack(X, \langle 0 \rangle, array?, merge_)) &= \langle false, x_1, x_2 \rangle \\ walkBack(X, \langle 2, qux \rangle, fn?, merge_)) &= \langle x_0, x_1, (x_2 \cup qux \mapsto ZZZ) \rangle \\ walkBack(X, \langle 1, 0 \rangle, succ?, merge_)) &= \langle x_0, \langle b, b, c \rangle, x_2 \rangle \end{aligned}$$

8.3 Summary

The following is a summary of the general process which has been described in the previous sections. The variable names here are NOT intended to be 1:1 with those in the formal definitions (but there is some overlap) and the summary utilizes the Traversal Operations defined at the start of the section.

1. navigate down into the provided value $in?$ up until the second to last value $in?_{path?_{j-1}}$ as described by the provided $path?$

$$\frac{in?_{path?_{j-1}} : V}{path?_{j-1} \Rightarrow path? \triangleleft j \Rightarrow path? \triangleleft (\text{dom } path? \setminus \{j\})}$$

2. extract any existing data mapped to $atIndex(path?, j)$ from the result of step 1

$$\frac{in?_{path?} : V}{path? \Rightarrow path?_{j-1} \cup (j, atIndex(path?, j))}$$

3. create the mapping $(atIndex(path?, j), in?_{path?})$ labeled here as $args?$

$$\begin{aligned} &\frac{args? = (atIndex(path?, j), in?_{path?})}{args? \in in?_{path?_{j-1}}} \\ &first(args?) = atIndex(path?, j) \end{aligned}$$

4. pass $in?_{path?}$ to the provided function $fn?$ to produce some output $fn!$

$$fn! = fn?(second(args?)) = fn?(in?_{path?})$$

5. replace the previous mapping $args?$ within $in?_{path?_{j-1}}$ with $fn!$ at $atIndex(path?, j)$

$$\begin{array}{l} child_j = first(args?) \mapsto fn! \\ in?_{path?_{j-1}} = merge((in?_{path?_{j-1}}, fn!), first(args?)) \\ \hline child_j \in in?_{path?_{j-1}} \\ child_j \notin in?_{path?_{j-1}} \iff child_j \neq args? \\ args? \in in?_{path?_{j-1}} \\ args? \notin in?_{path?_{j-1}} \iff args? \neq child_j \end{array}$$

6. retrace navigation back up from $in?_{path?_{j-1}}$, updating the mapping at each $path?_n \in path?$ without touching any other mappings.

$$\begin{array}{l} in?_{path?_{j-1}} \triangleleft first(args?) = in?_{path?_{j-1}} \triangleleft first(args?) \iff args? \neq child_j \\ \hline args? \neq child_j \Rightarrow second(args?) \neq second(child_j) \\ in?_{path?_{j-1}} \triangleleft first(args?) \Rightarrow in?_{path?_{j-1}} \triangleleft (\text{dom } in?_{path?_{j-1}} \setminus first(args?)) \end{array}$$

7. return $out!$ after the final update is made to $in?$.

$$\begin{array}{l} child_i = atIndex(path?, i) \mapsto in?_{path?_i} \\ in?_{path?_i} = merge((in?_{path?_i}, in?_{path?_{i+1}}), atIndex(path?, i+1)) \\ \hline out! = merge((in?, second(child_i)), first(child_i)) \bullet \\ in? \triangleleft head(path?) = out! \triangleleft head(path?) \Rightarrow \\ \forall (a, b) \in path? \bullet b = atIndex(path?, a) \mid \exists a \bullet in?_a = out!_a \iff a \neq head(path?) \end{array}$$

8.4 Replace At, Append At and Update At

In the summary of *walkBack* above, the update at the target location within $in?$ takes place at step 4. The result of step 4, $fn!$, will overwrite the mapping $args$ such that $fn!$ replaces $in?_{path?}$ due to $fn?_{nav} = merge_$. This results in the replacement of one mapping at each level of nesting such that the overall structure, composition and size of $out!$ is comparable to $in?$ unless $fn?_{\delta}$ dictates otherwise. While the functionality of $fn?_{nav}$ has been constrained here to always be an overwriting process, the same constraint is not placed on $fn?_{\delta}$.

8.4.1 Replace At

The Primitive *replaceAt* was first defined in terms of the Traversal Operations and then served as the starting point for abstracting away aspects of functionality and delegating their responsibility to some passed in function until *WalkBack* was reached. An alternate form of this formal definition is presented below such that *replaceAt* is defined in terms of *walkBack*.

$ \begin{array}{l} \text{ReplaceAt}[V, \text{Collection}, V] \text{ —————} \\ \text{WalkBack, Merge} \\ in?, with?, out!, fn!_\delta : V \\ path? : \text{Collection} \\ fn_\delta : V \leftrightarrow V \\ \text{replaceAt}_- : V \times \text{Collection} \times V \rightarrow V \\ \hline \text{replaceAt} = \langle \text{walkBack}_- \rangle \\ \\ out! = \text{replaceAt}(in?, path?, with?) = \text{walkBack}(in?, path?, fn_\delta, \text{merge}_-) \bullet \\ \text{let } fn!_\delta == fn_\delta(\text{getIn}(in?, path?)) = with? \Rightarrow \\ \text{walkBack}(in?, path?, fn_\delta, \text{merge}_-) \equiv \\ \text{backProp}(in?, path?, fn!_\delta, \text{merge}_-) \equiv \\ \text{backProp}(in?, path?, with?, \text{merge}_-) \end{array} $

- fn_δ is defined within *ReplaceAt* as it performs a very simple task; ignore $\text{getIn}(in?, path?)$ and return $with?$
- Here, fn_δ represents one of the main general categories of update; replacement of a value such that the result of the replacement is in no way dependent upon the thing being replaced.

The following examples were pulled from the section containing the first version of *ReplaceAt* as they still hold true.

$$\begin{aligned}
\text{replaceAt}(X, \langle 2, foo, q \rangle, fn!) &= \langle x_0, x_1, \langle\langle foo \mapsto \langle\langle bar \mapsto buz, x \mapsto y, q \mapsto ZZZ \rangle\rangle\rangle\rangle \rangle \\
\text{replaceAt}(X, \langle 2, foo, x \rangle, fn!) &= \langle x_0, x_1, \langle\langle foo \mapsto \langle\langle bar \mapsto buz, x \mapsto ZZZ \rangle\rangle\rangle \rangle
\end{aligned}$$

8.4.2 Append At

In order to define the Primitive *appendAt*, the Traversal Operation *conj* is used. In order to demonstrate the usage of *conj* as $fn?_\delta$ of *walkBack*, a syntax not yet formally defined in this document is defined. It is an extension of the shorthand $val_{index} = \text{get}(Val, index)$ as seen in examples like

$$\begin{aligned}
\text{conj}(x_0, false) &= \langle true, false \rangle = \langle x_0, false \rangle \\
\text{conj}(X, X) &= \langle x_0, x_1, x_2, \langle x_0, x_1, x_2 \rangle \rangle
\end{aligned}$$

The following expands that usage to describe following some *path?* into a *Collection* or *KV*.

$ \begin{array}{l} X_{path?} = \text{getIn}(X, path?) \\ \hline X_{\langle 1 \rangle} = x_1 = \langle a, b, c \rangle \\ X_{\langle 1, 0 \rangle} = a \end{array} $

This syntax is used for the placeholder $X_{path?}$ so that the role of $fn?_\delta$ can be demonstrated within the arguments passed to *walkBack*. This notation can be

used to describe how arguments passed to a top level function get used within component functions without writing the equivalent Z schema. This shorthand can also be used within Z schemas.

$$\begin{aligned} walkBack(X, \langle 1 \rangle, map_ (conj_ , X_{\langle 1 \rangle}, a), merge_) &= \langle x_0, \langle \langle a, a \rangle, \langle b, a \rangle, \langle c, a \rangle \rangle, x_2 \rangle \\ walkBack(X, \langle 1 \rangle, conj_ (X_{\langle 1 \rangle}, a), merge_) &= \langle x_0, \langle a, b, c, a \rangle, x_2 \rangle \end{aligned}$$

Additive updates are another common type of updating encountered when working with xAPI data. *Conj* is a derivative of \wedge but scoped to DAVE and used to define the Primitive *appendAt*.

$$\begin{array}{l} \hline AppendAt[V, Collection, V] \\ WalkBack, Conj, Merge \\ in?, toEnd?, out!: V \\ path?: Collection \\ appendAt_ : V \times Collection \times V \mapsto V \\ \hline appendAt = \langle walkBack_ \rangle \\ \\ out! = appendAt(in?, path?, toEnd?) \equiv \\ \quad walkBack(in?, path?, conj_ (in?_{path?}, toEnd?), merge_) \Rightarrow \\ \quad \quad backProp(in?, path?, fn!_{\delta}, merge_) \iff \\ \quad \quad \quad fn!_{\delta} = fn?_{\delta} (in?_{path?}, toEnd?) \bullet \\ \quad \quad \quad \quad fn?_{\delta} _ (in?_{path?}, toEnd?) = fn?_{\delta} \leftrightarrow (in?_{path?}, toEnd?) \bullet \\ \quad \quad \quad \quad conj_ (in?_{path?}, toEnd?) = conj_ \leftrightarrow (in?_{path?}, toEnd?) \Rightarrow \\ \quad \quad \quad \quad (fn?_{\delta} = conj_) \wedge \\ \quad \quad \quad \quad (fn!_{\delta} \neq conj_ (in?_{path?}, toEnd?)) \wedge \\ \quad \quad \quad \quad (fn!_{\delta} = conj_ (in?_{path?}, toEnd?)) \end{array}$$

This schema features a new notation which highlights evaluation nuances.

- $fn?_{\delta}$ is used to represent the function itself
- $fn?_{\delta} _ (in?_{path?}, toEnd?)$ is used to represent the relationship between the function and the arguments it WILL be passed
- $fn!_{\delta} \equiv fn?_{\delta} (in?_{path?}, toEnd?)$ is used to represent the output of $fn?_{\delta}$ given the passed in arguments

Such that the following are all equivalent expressions.

$$\begin{aligned} appendAt(in?, path?, toEnd?) &\equiv \\ walkBack(in?, path?, fn?_{\delta}, merge_) &\equiv \\ walkBack(in?, path?, conj_ (in?_{path?}, toEnd?), merge_) &\equiv \\ walkBack(in?, path?, fn?_{\delta} _ (in?_{path?}, toEnd?), merge_) &\equiv \\ backProp(in?, path?, fn!_{\delta}, merge_) &\equiv \\ backProp(in?, path?, conj_ (in?_{path?}, toEnd?), merge_) &\equiv \end{aligned}$$

The following example demonstrates this usage.

$$\frac{\begin{array}{l} \text{walkBack}(X, \langle 1 \rangle, \text{map_}(\text{append_}, X_{\langle 1 \rangle}, a), \text{merge_}) = \langle x_0, \langle \langle a, a \rangle, \langle b, a \rangle, \langle c, a \rangle \rangle, x_2 \rangle \\ \text{map_}(\text{append_}, X_{\langle 1 \rangle}, a) \equiv \text{map_}(\text{append_}(X_{\langle 1, n \rangle}, a), X_{\langle 1 \rangle}, a) \bullet n \in \text{dom } X_{\langle 1 \rangle} \end{array}}{}$$

The following examples demonstrate the functionality of *appendAt*.

$$\begin{aligned} \text{appendAt}(X, \langle 1 \rangle, e) &= \langle x_0, \langle a, b, c, e \rangle, x_2 \rangle \\ \text{appendAt}(X, \langle 2 \rangle, \langle 1, 2, 3 \rangle) &= \langle x_0, x_1, \langle x_2, \langle 1, 2, 3 \rangle \rangle \rangle \\ \text{appendAt}(X, \langle 0 \rangle, \text{bar}) &= \langle \langle x_0, \text{bar} \rangle, x_1, x_2 \rangle \end{aligned}$$

8.4.3 Update At

The Primitive *updateAt* does not make any assumptions about how the relationship between *getIn*(*in?*, *path?*) and *fn!*_δ is established. This makes it possible to define both *replaceAt* and *appendAt* using *updateAt*.

$$\frac{\begin{array}{l} \text{UpdateAt}[V, \text{Collection}, (- \rightarrow -)] \text{-----} \\ \text{WalkBack, Merge} \\ \text{in?}, \text{out!} : V \\ \text{path?} : \text{Collection} \\ \text{fn?}_\delta : (- \rightarrow -) \\ \text{updateAt_} : V \times \text{Collection} \times (- \rightarrow -) \rightarrow V \end{array}}{\begin{array}{l} \text{updateAt} = \langle \text{walkBack_} \rangle \\ \\ \text{out!} = \text{updateAt}(\text{in?}, \text{path?}, \text{fn?}_\delta) = \\ \quad \text{walkBack}(\text{in?}, \text{path?}, \text{fn?}_\delta, \text{merge_}) \Rightarrow \\ \quad \text{backProp}(\text{in?}, \text{path?}, \text{fn!}_\delta, \text{merge_}) \end{array}}$$

- The item found at the target path *getIn*(*in?*, *path?*) is passed to *fn?*_δ such that the calculation of the replacement *fn!*_δ CAN be dependent upon *getIn*(*in?*, *path?*).

The following examples demonstrate the functionality of the Primitive *updateAt*

$$\begin{aligned} \text{updateAt}(X, \langle 0 \rangle, \text{array? } -) &= \langle \text{false}, x_1, x_2 \rangle \\ \text{updateAt}(X, \langle 1, 0 \rangle, \text{fn?}_\delta \text{ } (X_{\langle 1, 0 \rangle})) &= \langle x_0, \langle z, b, c \rangle, x_2 \rangle \iff \text{fn?}_\delta (X_{\langle 1, 0 \rangle}) = z \end{aligned}$$

and the following shows how *updateAt* can be used to define *appendAt*

$$\text{appendAt}(\text{in?}, \text{path?}, \text{toEnd?}) \equiv \text{updateAt}(\text{in?}, \text{path?}, \text{conj_}(\text{in?}_{\text{path?}}, \text{toEnd?}))$$

and *replaceAt*.

$$\text{replaceAt}(\text{in?}, \text{path?}, \text{with?}) \equiv \text{updateAt}(\text{in?}, \text{path?}, \text{merge_}((\text{in?}_{\text{path?}_{j-1}}, \text{with?}), \langle \text{path?}_j \rangle))$$

9 Rate of Completions

As learners engage in activities supported by a learning environment, they will build up a history of learning experiences. When the digital resources of that learning environment adhere to a framework dedicated to supporting and understanding the learner, such as the Total Learning Architecture (TLA), the data produced by the learning environment will contribute to each learner's digital foot-print. One way that footprint can be made actionable is through analysis of trends and/or patterns of activity. The following Algorithm does exactly this but scoped to:

- events describing or asserting that a learner completed a learning activity or exercise.
- events which happened within some target window of time

9.1 Alignment to DAVE Algorithm Definition

The schema *RateOfCompletions* serves as the first formal definition of an Algorithm which implements the definition of a DAVE Algorithm presented in the section [Algorithm Formal Definition\(6.6\)](#) on page 32. *RateOfCompletions* is used to introduce the alignment between the generic components of *Algorithm* and their corresponding definitions within this domain specific use case. In general, all DAVE Algorithm definitions must reference the schema *Algorithm* and the schemas corresponding to the different components of *Algorithm*. Within *RateOfCompletions*, both *Algorithm.algorithm.algorithmIter* and *ROCalgorithmIter* are fully expanded for clarity. This is not a requirement of alignment schemas, but alignment schemas should feature:

- an expanded definition of the use case specific *algorithmIter*
- binding of the use case specific *algorithmIter* to *Algorithm.algorithm.algorithmIter*

Typically, an alignment schema would be defined after its component schemas but because *RateOfCompletions* is the first of its kind, it is featured first to introduce the notation by example and set the stage for the following component definitions. The alignments established in *RateOfCompletions* are further expanded upon within the corresponding definition of each individual component.

9.1.1 Components

Within each component definition, in order to connect the dots between

- *Algorithm* and its components
- *RateOfCompletions* and its components

the symbol \leadsto is used. This establishes that the constraints defined in the more generic component formal definitions apply to the schema being binded to. This is formalized within each of the *RateOfCompletions* component schemas via

$$\frac{}{\langle body \rangle \leadsto localSchema.primitiveName = localSchema.primitiveChain}$$

9.2 Formal Definition

The application of the notation described above to *RateOfCompletions* results in the following definition with respect to schemas

$$\begin{aligned} RateOfCompletions ::= & \\ & Algorithm \circ RateOfCompletions \Rightarrow \\ & (Init \circ RateOfCompletionsInit) \wedge \\ & (Relevant? \circ RateOfCompletionsRelevant?) \wedge \\ & (Accept? \circ RateOfCompletionsAccept?) \wedge \\ & (Step \circ RateOfCompletionsStep) \wedge \\ & (Result \circ RateOfCompletionsResult) \end{aligned}$$

such that the $\langle body \rangle$ within each of the generic schema definitions is substituted for the Primitive chain defined within each of the local schemas. Here, the components of *RateOfCompletions* use a naming scheme of Container + AlgorithmComponent but this pattern is not required. It is used here strictly for additional highlighting of the syntax introduced above for connecting the generic definition of an Algorithm to an Implementation of that methodology much like the concepts underlying [Java Interfaces](#).

$$\Delta \text{RateOfCompletions}[KV, \text{Collection}, KV] \text{-----}$$

Algorithm
RateOfCompletionsInit
RateOfCompletionsRelevant?
RateOfCompletionsAccept?
RateOfCompletionsStep
RateOfCompletionsResult
 $\text{rateOfCompletions_} : KV \times \text{Collection} \times KV \twoheadrightarrow KV$
 $\text{state?}, \text{opt?}, \text{state!} : KV$
 $S? : \text{Collection}$

$\text{Algorithm.algorithm.algorithmIter} = \langle \text{relevant? _}, \text{accept? _}, \text{step_} \rangle$
 $\text{ROCalgorithmIter} = \langle \text{RateOfCompletionsRelevant?.relevant? _},$
 $\quad \text{RateOfCompletionsAccept?.accept? _},$
 $\quad \text{RateOfCompletionsStep.step_} \rangle$

$\text{Algorithm.algorithm.algorithmIter_} \rightsquigarrow \text{ROCalgorithmIter_} \Rightarrow$
 $(\text{Algorithm.algorithm.algorithmIter.relevant? _} \rightsquigarrow$
 $\quad \text{RateOfCompletionsRelevant?.relevant? _}) \wedge$
 $(\text{Algorithm.algorithm.algorithmIter.accept? _} \rightsquigarrow$
 $\quad \text{RateOfCompletionsAccept?.accept? _}) \wedge$
 $(\text{Algorithm.algorithm.algorithmIter.step_} \rightsquigarrow$
 $\quad \text{RateOfCompletionsStep.step_})$

$\text{state!} = \text{rateOfCompletions}(\text{state?}, S?, \text{opt?}) \equiv \text{algorithm}(\text{state?}, S?, \text{opt?}) \iff$
 $(\text{Algorithm.algorithm.init_} \rightsquigarrow \text{RateOfCompletionsInit.init_}) \wedge$
 $(\text{Algorithm.algorithm.algorithmIter_} \rightsquigarrow \text{ROCalgorithmIter_}) \wedge$
 $(\text{Algorithm.algorithm.result_} \rightsquigarrow \text{RateOfCompletionsResult.result_})$

- the . notation is used to reference components within a schema
- the \rightsquigarrow represents alignment between components of *Algorithm* and *RateOfCompletions*
- the Δ in the schema name indicates that *RateOfCompletions* alters the state space of *Algorithm* due to usage of \rightsquigarrow

9.3 Initialization

The first example of a component to component alignment is found within *RateOfCompletionsInit* which shows how the primitive *RateOfCompletionsInit.init* is bound to $\langle \text{body} \rangle$ within *Algorithm.algorithm.init*. Specifically, the schema *RateOfCompletionsInit* uses the Primitive *updateAt* such that init_δ can be used to establish the initialization logic.

9.3.1 Formal Definition

In the following, init_δ could have been a stand alone Operation referenced within *RateOfCompletionsInit*.

$RateOfCompletionsInit[KV]$	_____
$Init, UpdateAt$ $state?, state!: KV$ $init_ : KV \rightarrow KV$ $init_\delta : V \rightarrow KV$	
$Init.init = \langle body \rangle$ $init = \langle updateAt _ \rangle$ $Init.init \leadsto init \Rightarrow \langle body \rangle \equiv \langle updateAt _ \rangle$	
$init_\delta! = init_\delta(state?_{\langle roc, completions \rangle}) \bullet$ $= (\emptyset \iff \langle roc, completions \rangle \notin state?) \vee$ $(state?_{\langle roc, completions \rangle} \iff \langle roc, completions \rangle \in state?)$	
$state! = init(state?) = updateAt(state?, \langle roc, completions \rangle, init_\delta) \bullet$ $= (\langle \langle roc \mapsto completions \mapsto \emptyset \rangle \rangle \cup state? \iff init_\delta! = \emptyset) \vee$ $(state? \iff init_\delta! \neq \emptyset)$	

The output of $RateOfCompletionsInit.init$ is $state!$ which can be one of two things given the definition of $init_\delta$

- $state! = \langle \langle roc \mapsto completions \mapsto \emptyset \rangle \rangle \cup state?$
- $state! = state?$

This means that the result of any previous runs of $rateOfCompletions$ will not be overwritten but if this is the first iteration of the Algorithm, the necessary storage location is established within the Algorithm State such that

- $RateOfCompletionsStep.step$ can write its output to $state!_{\langle roc, completions \rangle}$
- $RateOfCompletionsResult.result$ can read from $state!_{\langle roc, completions \rangle}$

and by defining $RateOfCompletionsInit.init$ in this way, it allows for chaining of calls to $rateOfCompletion$ such that

- the Algorithm can pick back up from the result of a previous iteration
- Other Algorithms can use the result of $rateOfCompletions$ within their processing

which highlights the importance of establishing a unique path for individual Algorithms to write their results to. The example $path?$ of $\langle roc, completions \rangle$ is very simple but is sufficient for the current Algorithm. This $path?$ can be made more complex to support more advanced $init_\delta$ definitions. For example, each run of $rateOfCompletions$ could have its own unique subpath. In this scenario, $init_\delta$ could be updated to look for the most recent run of $rateOfCompletions$ and use it as the seed state for the current iteration among other things.

- $\langle roc, completions, run1 \rangle$
- $\langle roc, completions, run2 \rangle$

9.3.2 Big Picture

When Algorithms write to a unique location within an Algorithm State, high level Algorithms can be designed which chain together individual Algorithms such that the result of one is used to seed the next. Chaining together of Algorithms is a subject not yet covered within this report and its exact form is still under active development. It is mentioned here to highlight the ideal usage of Algorithm State in the context of *init*; Algorithm State is a mutable *Map* which serves as a storage location for a collection of Algorithm(s) to write to and/or read from such that an Algorithm can

- pick up from a previous iteration
- use the output of other Algorithm(s) to initialize the current state
- process quantities of data too large to store in local memory all at once

9.4 Relevant?

Given that the purpose of *relevant?* is to determine if the current Statement (*stmt?*) is valid for use within *step* of *rateOfCompletions*, the validation check itself can be implemented in several different ways but ideally, the predicate logic is expressed using the [xAPI Profiles spec](#).

9.4.1 xAPI Profile Validation

The specification defines [xAPI Statement Templates](#) which feature a built in [xAPI property predicate language](#) for defining the uniquely identifying properties of an xAPI Statement. These requirements are used within validation logic aligned to/based off of the [Statement Template Validation Logic](#) defined in the spec. The formal definition of Statement Template validation logic is outside the scope of this document but the following basic type is introduced to represent an xAPI Statement Template

$$[TEMPLATE_{stmt}]$$

such that the following is an Operation definition for validation of an xAPI Statement *stmt?* against an xAPI Statement Template.

$$\begin{array}{l} \text{ValidateStatement}[STATEMENT, TEMPLATE_{stmt}] \text{ —————} \\ stmt? : STATEMENT \\ template? : TEMPLATE_{stmt} \\ validateStmt! : Boolean \\ validateStmt_ : STATEMENT \times TEMPLATE_{stmt} \rightarrow Boolean \\ \hline validateStmt! = validateStmt(stmt?, template?) = true \vee false \end{array}$$

This Operation can be composed with other xAPI Profile centered Operations to define more complex predicate/validation logic like:

- *stmt?* matches target xAPI Statement Template(s) defined within some xAPI Profile(s)
- *stmt?* matches pred (ie, any/none/etc.) xAPI Statement Template(s) defined within some xAPI Profile(s)
- *stmt?* matches target/pred xAPI Statement Template(s) within target/pred xAPI Pattern(s) defined within some xAPI Profile(s)

9.4.2 xAPI Predicates

In order to avoid brining in additional xAPI Profile complexity, the logic of *RateOfCompletionsRelevant?* is implemented using predicates which correspond to checks which would happen during *validateStmt* given Statement Templates containing the following constraints.

- is the Object of the Statement an Activity?
- is the Verb indicative of a completion event?
- is Result.completion used to indicate completion?

In general, each of these Primitives navigates into a Statement to retrieve the value at a target *path?* and check it against the predicate defined in the schema. This generic functionality is defined as the Primitive *stmtPred*.

$$\begin{array}{l}
 \text{StatementPredicate}[STATEMENT, Collection, (- \rightarrow -)] \text{ ---} \\
 \text{GetIn} \\
 stmt? : STATEMENT \\
 path? : Collection \\
 fn_{pred}! : Boolean \\
 fn_{pred}? : (- \rightarrow -) \\
 stmtPred_ : STATEMENT \times Collection \times (- \rightarrow -) \rightarrow Boolean \\
 \hline
 stmtPred = \langle getIn_, fn_{pred}? (stmt?_{path?}) \rangle \\
 \\
 fn_{pred}! = stmtPred(stmt?, path?, fn_{pred}?) \\
 \quad = fn_{pred}? (getIn(stmt?, path?)) \bullet \\
 \quad = true \vee false
 \end{array}$$

This Primitive covers the most basic kind of check performed when validating an xAPI Statement against an xAPI Statement Template; does the Statement property found at *stmt?_{path?}* adhere to the expectation(s) defined within the provided predicate. The next three schemas will define the statement predicates used within *RateOfCompletionsRelevant?* but these predicates could have been contained within some number of xAPI Statement Template(s).

<i>ActivityObject?</i> [STATEMENT]
<i>StatementPredicate</i> <i>stmt?</i> : STATEMENT <i>path?</i> : Collection <i>fn_{pred}!</i> : Boolean <i>fn_{pred} -</i> : $V \rightarrow \text{Boolean}$ <i>activityObject? -</i> : STATEMENT \rightarrow Boolean
<i>activityObject?</i> = $\langle \text{stmtPred} - \rangle$
<i>path?</i> = $\langle \text{object}, \text{objectType} \rangle$
<i>fn_{pred}!</i> = <i>activityObject?</i> (<i>stmt?</i>) = <i>stmtPred</i> (<i>stmt?</i> , <i>path?</i> , <i>fn_{pred}</i>) = <i>fn_{pred}</i> (<i>stmt?</i> _{<i>path?</i>}) = <i>true</i> \iff <i>stmt?</i> _{<i>path?</i>} = Activity $\vee \emptyset$

- Determine if the Object of *stmt?* is an [Activity](#)

<i>CompletionVerb?</i> [STATEMENT]
<i>StatementPredicate</i> <i>stmt?</i> : STATEMENT <i>path?</i> : Collection <i>fn_{pred}!</i> : Boolean <i>fn_{pred} -</i> : $V \rightarrow \text{Boolean}$ <i>completionVerb? -</i> : STATEMENT \rightarrow Boolean
<i>completionVerb?</i> = $\langle \text{stmtPred} - \rangle$
<i>path?</i> = $\langle \text{verb}, \text{id} \rangle$
<i>fn_{pred}!</i> = <i>completionVerb?</i> (<i>stmt?</i>) = <i>stmtPred</i> (<i>stmt?</i> , <i>path?</i> , <i>fn_{pred}</i>) = <i>fn_{pred}</i> (<i>stmt?</i> _{<i>path?</i>}) = <i>true</i> \iff <i>stmt?</i> _{<i>path?</i>} = $\text{http} : // \text{adlnet.gov/expapi/verbs/passed} \vee$ $\text{https} : // \text{w3id.org/xapi/dod-isd/verbs/answered} \vee$ $\text{http} : // \text{adlnet.gov/expapi/verbs/completed}$

- Determine if the Verb id within *stmt?* is one of
 - passed
 - answered
 - completed
- List of target Verb ids can be expanded as needed

$\text{CompletionResult? } [STATEMENT]$
$\text{StatementPredicate}$ $\text{stmt?} : STATEMENT$ $\text{path?} : Collection$ $\text{fn}_{pred!} : Boolean$ $\text{fn}_{pred-} : V \rightarrow Boolean$ $\text{completionResult? } _ : STATEMENT \rightarrow Boolean$
$\text{completionResult?} = \langle \text{stmtPred } _ \rangle$
$\text{path?} = \langle \text{result}, \text{completion} \rangle$
$\text{fn}_{pred!} = \text{completionResult? } (\text{stmt?})$ $\quad = \text{stmtPred}(\text{stmt?}, \text{path?}, \text{fn}_{pred})$ $\quad = \text{fn}_{pred}(\text{stmt?}_{\text{path?}})$ $\quad = \text{true} \iff \text{stmt?}_{\text{path?}} = \text{true}$

- Determine if completion is set to true within result field of an xAPI Statement

9.4.3 Formal Definition

The xAPI Predicates defined above are used within *RateOfCompletionsRelevant?* to establish the logic which decides if *stmt?* is

- passed on to the next step
- discarded for the next Statement in the batch passed to *rateOfCompletions*

$\Xi \text{RateOfCompletionsRelevant? } [KV, STATEMENT]$
Relevant? $\text{state?} : KV$ $\text{stmt?} : STATEMENT$ $\text{relevant!} : Boolean$ $\text{relevant? } _ : KV \times STATEMENT \rightarrow Boolean$
$\text{Relevant.relevant?} = \langle \text{body} \rangle$ $\langle \text{body} \rangle \rightsquigarrow \text{relevant?} = \langle \text{activityObject? } _ , \langle \text{completionVerb? } _ , \text{completionResult? } _ \rangle \rangle$
$\text{relevant!} = \text{relevant? } (\text{state?}, \text{stmt?})$ $\quad = \text{true} \iff (\text{activityObject}(\text{stmt?}) = \text{true}) \wedge$ $\quad \quad \quad ((\text{completionVerb? } (\text{stmt?}) = \text{true}) \vee$ $\quad \quad \quad (\text{completionResult? } (\text{stmt?}) = \text{true}))$

The schema prefix Ξ is used to indicate that here, *relevant?* does not modify *state?*. Regardless, in order for *relevant?* to return true

- The object of *stmt?* must be an activity
- The Verb of *stmt?* has an id which matches one of the target IDs
- The Result of *stmt* indicates that a completion happened

9.5 Accept?

The *Accept?* component of a DAVE Algorithm is a secondary validation check prior to the potential passing of *stmt?* off to *Step*. At this point, *stmt?* has been validated to be relevant to the execution of an Algorithm so the final check is based off of the current Algorithm State *state?*. In many cases this check will not be necessary but this step matters when the ability to process *stmt?* is dependent upon some property of *state?*. This component of an Algorithm could be used to establish the placeholder mapping within *state!* if it doesn't exist for the current *stmt?* but this can also be handled within *step* as done in the schema *ProcessCompletionStatement* defined later on.

$\exists \text{RateOfCompletionsAccept?} [KV, STATEMENT] \text{_____}$ <i>Accept?</i> <i>state?</i> : <i>KV</i> <i>stmt?</i> : <i>STATEMENT</i> <i>accept!</i> : <i>Boolean</i> $fn_{pred} : KV \times STATEMENT \rightarrow Boolean$ $accept? _ : KV \times STATEMENT \rightarrow Boolean$
$Accept?.accept? = \langle body \rangle$ $accept? = \langle fn_{pred} _ \rangle$ $Accept?.accept? \leadsto accept? \Rightarrow \langle body \rangle \equiv \langle fn_{pred} _ \rangle$ $accept! = accept? (state?, stmt?)$ $\quad = fn_{pred}(state?, stmt?) = true$

The Algorithm *rateOfCompletions* does not need to check *state?* before passing *stmt?* to *step* so *fn_{pred}* will always return true. If this was not the case, *fn_{pred}* would be defined as a predicate describing the relationship between *state?* and *stmt?* which determines if true or false is returned. Additionally, if false would be returned, *Accept* can take the appropriate steps to ensure *state!* is updated such that *accept? (state!, stmt?) = true*.

9.6 Step

The actual processing of *stmt?* happens within *step* and may or may not result in an updated Algorithm State *state!*. In the case of *rateOfCompletions*, each call to *step* is expected to return an altered state such that *state! ≠ state?* and the schema *RateOfCompletionsStep* is prefixed with Δ accordingly. The updated *state!* will either have an existing mapping for *objectId* \in *state?* altered or a completely new mapping for *objectId* added to *state?*.

9.6.1 Processing Summary

The execution of *step* can be summarized as:

1. parse the relevant information from *stmt*
 - *currentTime*
 - *objectName*
 - *objectId*
2. resolve previous state (if it exists) given *objectId*
3. update the range of time to include *currentTime* if not already within the existing interval for *objectId*
4. update the counter tracking the number of times *objectId* has been in a *stmt?* passed to *step*
5. add *objectName* to the set of names associated with *objectId* if not already a member.

9.6.2 Helper Functions

The following Operations and Primitives are defined for abstracting the functionality of each process within *step* in order to reduce the noise within *RateOfCompletionsStep*.

$ \begin{array}{l} \text{ParseCompletionStatement}[STATEMENT] \text{ —————} \\ \text{GetIn} \\ \text{stmt?} : STATEMENT \\ \text{currentTime} : TIMESTAMP \\ \text{objectName, parseStmt!} : KV \\ \text{objectId} : STRING \\ \text{parseStmt}_- : STATEMENT \mapsto KV \\ \hline \text{parseStmt} = \langle \text{getIn}_-, \text{associate}_- \rangle^2 \\ \\ \text{currentTime} = \text{getIn}(\text{stmt?}, \langle \text{timestamp} \rangle) \\ \text{objectName} = \text{getIn}(\text{stmt?}, \langle \text{object}, \text{definition}, \text{name} \rangle) \\ \text{objectId} = \text{getIn}(\text{stmt?}, \langle \text{object}, \text{id} \rangle) \\ \\ \text{parseStmt!} = \text{parseStmt}(\text{stmt?}) \bullet \\ \quad \text{let } \text{withTime} == \text{associate}(\langle \rangle, \text{currentT}, \text{currentTime}) \\ \quad \quad \text{withName} == \text{associate}(\text{withTime}, \text{objName}, \text{objectName}) \\ \quad \quad = \text{associate}(\text{withName}, \text{objId}, \text{objectId}) \Rightarrow \\ \quad \langle \text{currentT} \mapsto \text{currentTime}, \text{objName} \mapsto \text{objectName}, \text{objId} \mapsto \text{objectId} \rangle \end{array} $	
--------------------------------------------------------------------------------------------------------------------------------------------------------------------------------------------------------------------------------------------------------------------------------------------------------------------------------------------------------------------------------------------------------------------------------------------------------------------------------------------------------------------------------------------------------------------------------------------------------------------------------------------------------------------------------------------------------------------------------------------------------------------------------------------------------------------------------------------------------------------------------------------------------------------------------------------------------------------------------------------------------------------------------------------------------------------------------------------------------------------------------------------------------------------------------------------------------------------------------------------	--

- parse timestamp, object name and object id from *stmt?*

$\text{ResolvePreviousCompletionState}[KV, KV] \text{ —————}$ GetIn $\text{state?}, \text{parsed?}, \text{prevState!} : KV$ $\text{getPreviousState}_- : KV \times KV \rightarrow KV$ <hr style="border: 0.5px solid black; margin: 5px 0;"/> $\text{getPreviousState} = \langle \text{getIn}_-, \text{getIn}_- \rangle$ $\text{objectId} = \text{getIn}(\text{parsed?}, \text{objId})$ $\text{prevState!} = \text{getPreviousState}(\text{state?}, \text{parsed?}) = \text{getIn}(\text{state?}, \langle \text{roc}, \text{completions}, \text{objectId} \rangle)$

- look in state? for any previous record of objectId

$\text{IntervalValGiven}[\text{TIMESTAMP}, \text{TIMESTAMP}(_ \rightarrow _)] \text{ —}$ IsoToUnix $\text{stmt}_{ts}, \text{state}_{ts}, \text{intervalValGiven!} : \text{TIMESTAMP}$ $fn_{pred} : (_ \rightarrow _)$ $fn_{pred!} : \mathbb{N}$ $\text{intervalValGiven}_- : \text{TIMESTAMP} \times \text{TIMESTAMP} \times (_ \rightarrow _) \rightarrow \text{TIMESTAMP}$ <hr style="border: 0.5px solid black; margin: 5px 0;"/> $\text{intervalValGiven} = \langle \text{isoToUnix}_-, \text{isoToUnix}_-, fn_{pred}_- \rangle$ $nSeconds_{stmt} = \text{isoToUnix}(\text{stmt}_{ts})$ $nSeconds_{state} = \text{isoToUnix}(\text{state}_{ts})$ $fn_{pred!} = fn_{pred}(nSeconds_{stmt}, nSeconds_{state})$ $\text{intervalValGiven!} = \text{intervalValGiven}(\text{stmt}_{ts}, \text{state}_{ts}, fn_{pred})$ $= (\text{stmt}_{ts} \iff fn_{pred!} = nSeconds_{stmt}) \vee$ $(\text{state}_{ts} \iff fn_{pred!} = nSeconds_{state})$

- return stmt_{ts} or state_{ts} based on result of fn_{pred}

$\text{ReturnIntervalStart}[\text{TIMESTAMP}, \text{TIMESTAMP}] \text{ —————}$ IntervalValGiven $\text{stmt}_{ts}, \text{state}_{ts}, \text{interval}_{start} : \text{TIMESTAMP}$ $fn_{\delta!} : \mathbb{N}$ $fn_{\delta} : \mathbb{N} \times \mathbb{N} \rightarrow \mathbb{N}$ $\text{returnIntervalStart}_- : \text{TIMESTAMP} \times \text{TIMESTAMP} \rightarrow \text{TIMESTAMP}$ <hr style="border: 0.5px solid black; margin: 5px 0;"/> $\text{returnIntervalStart} = \langle \text{intervalValGiven}_- \rangle$ $fn_{\delta!} = fn_{\delta}(nSeconds_{stmt}, nSeconds_{state})$ $= (nSeconds_{stmt} \iff nSeconds_{stmt} \leq nSeconds_{state}) \vee$ $(nSeconds_{state} \iff nSeconds_{stmt} > nSeconds_{state})$ $\text{interval}_{start} = \text{intervalValGiven}(\text{stmt}_{ts}, \text{state}_{ts}, fn_{\delta})$ $= (\text{stmt}_{ts} \iff fn_{\delta!} = nSeconds_{stmt}) \vee$ $(\text{state}_{ts} \iff fn_{\delta!} = nSeconds_{state})$

- return stmt_{ts} or state_{ts} , whichever one is further back in the past.

$\text{ReturnIntervalEnd}[\text{TIMESTAMP}, \text{TIMESTAMP}] \text{ —————}$ IntervalValGiven $\text{stmt}_{ts}, \text{state}_{ts}, \text{interval}_{end} : \text{TIMESTAMP}$ $fn_{\delta}! : \mathbb{N}$ $fn_{\delta} : \mathbb{N} \times \mathbb{N} \rightarrow \mathbb{N}$ $\text{returnIntervalEnd}_{-} : \text{TIMESTAMP} \times \text{TIMESTAMP} \rightarrow \text{TIMESTAMP}$
$\text{returnIntervalEnd} = \langle \text{intervalValGiven}_{-} \rangle$ $fn_{\delta}! = fn_{\delta}(nSeconds_{stmt}, nSeconds_{state})$ $= (nSeconds_{stmt} \iff nSeconds_{stmt} \geq nSeconds_{state}) \vee$ $(nSeconds_{state} \iff nSeconds_{stmt} < nSeconds_{state})$ $\text{interval}_{end} = \text{intervalValGiven}(\text{stmt}_{ts}, \text{state}_{ts}, fn_{\delta})$ $= (\text{stmt}_{ts} \iff fn_{\delta}! = nSeconds_{stmt}) \vee$ $(\text{state}_{ts} \iff fn_{\delta}! = nSeconds_{state})$

- return stmt_{ts} or state_{ts} , whichever one is later on chronologically

$\text{ReturnUpdatedCount}[V] \text{ —————}$ $\text{count?} : V$ $\text{count!} : \mathbb{N}$ $\text{returnUpdatedCount}_{-} : V \rightarrow \mathbb{N}$
$\text{count!} = \text{returnUpdatedCount}(\text{count?})$ $= (\text{count?} + 1 \iff \text{count?} \neq \emptyset) \vee$ $(1 \iff (\text{count?} = 0) \vee (\text{count?} = \emptyset))$

- return an incremented value or 1 otherwise

$\text{ReturnUpdatedNames}[\text{Collection}, \text{STRING}] \text{ —————}$ $\text{names?}, \text{names!} : \text{Collection}$ $\text{targetName} : \text{STRING}$ $\text{returnUpdatedNames}_{-} : \text{Collection} \times \text{STRING} \rightarrow \text{Collection}$
$\text{names?}_{\text{targetName}} = \text{names?} \upharpoonright \text{targetName}$ $\text{names!} = \text{returnUpdatedNames}(\text{names?}, \text{targetName})$ $= (\text{names?} \frown \text{targetName} \iff \text{names?}_{\text{targetName}} = \emptyset \Rightarrow \text{targetName} \notin \text{names?}) \vee$ $(\text{names?} \iff \text{names?}_{\text{targetName}} \neq \text{emptyset} \Rightarrow \text{targetName} \in \text{names?})$

- add targetName to the end of names? if $\text{targetName} \notin \text{names?}$

9.6.3 Formal Definition

The schema *ProcessCompletionStatement* is used to define the core functionality of *RateOfCompletionsStep.step* using the Primitive *replaceAt* to produce *state!*.

$$\Delta \text{ProcessCompletionStatement}[\text{STATEMENT}, \text{KV}] \text{ —————}$$

ReplaceAt
ParseCompletionStatement
ResolvePreviousCompletionState
ReturnIntervalStart
ReturnIntervalEnd
ReturnUpdatedCount
ReturnUpdatedNames
 $\text{stmt?} : \text{STATEMENT}$
 $\text{state?}, \text{state!}, \text{state}_{\text{objectId}} : \text{KV}$
 $\text{processStatement}_- : \text{STATEMENT} \times \text{KV} \mapsto \text{KV}$

$\text{processStatement} = \langle \langle \text{parseStmt}_-, \text{getPreviousState}_- \rangle,$
 $\quad \langle \text{returnIntervalStart}_-, \text{returnIntervalEnd}_-, \text{replaceAt}_- \rangle,$
 $\quad \langle \text{returnUpdatedCount}_-, \text{replaceAt}_- \rangle,$
 $\quad \langle \text{returnUpdatedNames}_-, \text{replaceAt}_- \rangle \rangle$

$\text{parsed}_{\text{stmt?}} = \text{parseStmt}(\text{stmt?})$
 $\text{stmt}_{\text{timestamp}} = \text{get}(\text{parsed}_{\text{stmt?}}, \text{currentT})$
 $\text{stmt}_{\text{objName}} = \text{get}(\text{parsed}_{\text{stmt?}}, \text{objName})$
 $\text{stmt}_{\text{objId}} = \text{get}(\text{parsed}_{\text{stmt?}}, \text{objId})$

$\text{state}_{\text{objectId}} = \text{getPreviousState}(\text{state?}, \text{parsed}_{\text{stmt?}})$
 $\text{interval}_{\text{start}} = \text{getIn}(\text{state}_{\text{objectId}}, \langle \text{domain}, \text{start} \rangle)$
 $\text{interval}_{\text{end}} = \text{getIn}(\text{state}_{\text{objectId}}, \langle \text{domain}, \text{end} \rangle)$
 $\text{state}_{\text{nStmts}} = \text{get}(\text{state}_{\text{objectId}}, \text{nStmts})$
 $\text{state}_{\text{names}} = \text{get}(\text{state}_{\text{objectId}}, \text{names})$

$\text{interval}_{\text{start}}! = \text{returnIntervalStart}(\text{stmt}_{\text{timestamp}}, \text{interval}_{\text{start}})$
 $\text{interval}_{\text{end}}! = \text{returnIntervalEnd}(\text{stmt}_{\text{timestamp}}, \text{interval}_{\text{end}})$
 $\text{interval}! = \langle \langle \text{start} \mapsto \text{interval}_{\text{start}}!, \text{end} \mapsto \text{interval}_{\text{end}}! \rangle \rangle$

$\text{nStmts}! = \text{returnUpdatedCount}(\text{state}_{\text{nStmts}})$
 $\text{names}! = \text{returnUpdatedNames}(\text{state}_{\text{names}}, \text{stmt}_{\text{objName}})$

$\text{state}! = \text{processStatement}(\text{stmt?}, \text{state?}) \bullet$
 $\quad \text{let } \text{interval}_\delta == \text{replaceAt}(\text{state?}, \langle \text{roc}, \text{completions}, \text{stmt}_{\text{objId}}, \text{domain} \rangle, \text{interval}!)$
 $\quad \text{nStmts}_\delta == \text{replaceAt}(\text{interval}_\delta, \langle \text{roc}, \text{completions}, \text{stmt}_{\text{objId}}, \text{nStmts} \rangle, \text{nStmts}!)$
 $\quad = \text{replaceAt}(\text{nStmts}_\delta, \langle \text{roc}, \text{completions}, \text{stmt}_{\text{objId}}, \text{names} \rangle, \text{names}!)$

- update $\text{state}!$ to include a mapping with Key $\text{stmt}_{\text{objId}}$ or update an existing mapping identified by $\text{stmt}_{\text{objId}}$

The schema *RateOfCompletionsStep* introduces the alignment with *Algorithm.step* such that $\langle \text{body} \rangle = \text{processStatement}$ as defined by *ProcessCompletionStatement*.

$\Delta \text{RateOfCompletionsStep}[KV, STATEMENT]$	_____
$Step$ $ProcessCompletionStatement$ $state?, state!: KV$ $stmt?: STATEMENT$ $step_ : KV \times STATEMENT \twoheadrightarrow KV$	
$Step.step = \langle body \rangle$ $step = \langle processStatement_ \rangle$ $Step.step \rightsquigarrow step \Rightarrow$ $\langle body \rangle \equiv \langle \langle parseStmt_ , getPreviousState_ \rangle ,$ $\langle returnIntervalStart_ , returnIntervalEnd_ , replaceAt_ \rangle ,$ $\langle returnUpdatedCount_ , replaceAt_ \rangle ,$ $\langle returnUpdatedNames_ , replaceAt_ \rangle \rangle$ $state! = step(state? , stmt?) = processStatement(stmt? , state?) \bullet$ $state! \neq state? \wedge$ $getIn(state! , \langle roc, completions, stmt_{objId} \rangle) \neq \emptyset$	

For each unique $stmt_{objId}$ passed to $step$, there should be a corresponding mapping in $state_{\langle roc, completions \rangle}$ which looks like

$$\begin{aligned}
stmt_{objId} \mapsto \langle \langle domain \mapsto \langle \langle (start, interval_{start!}), (end, interval_{end!}) \rangle \rangle \\
nStmts \mapsto nStmts! \\
names \mapsto names! \rangle \rangle
\end{aligned}$$

9.7 Result

The interval of $interval_{start!}$ to $interval_{end!}$ can be partitioned based on the passed in opt named $timeUnit$ such that for each unique $stmt_{objId}$, the metric n completions per time unit can be calculated and added to $state_{\langle roc, completions, stmt_{objId}, rate \rangle}$.

$RateOfCompletionsResult[KV, KV]$	_____
$Result$ $RateOf$ $replaceAt$ $opt?, state?, result! : KV$ $result_ : KV \times KV \twoheadrightarrow KV$	
$Result.result = \langle body \rangle$ $\langle body \rangle \rightsquigarrow result = \langle replaceAt_ \rangle \# \text{dom}(state_{\langle roc, completions \rangle})$	
$state! = result(state?, opt?) \bullet$ $\quad let\ timeUnit == atKey(opt?, timeUnit) \bullet$ $\quad \forall stmt_{objId} \in state_{\langle roc, completions \rangle} \mid \exists_1 state!_{objId} \bullet$ $\quad \quad let\ nO == getIn(state?, \langle roc, completions, stmt_{objId}, nStmts \rangle)$ $\quad \quad \quad start == getIn(state?, \langle roc, completions, stmt_{objId}, domain, start \rangle)$ $\quad \quad \quad end == getIn(state?, \langle roc, completions, stmt_{objId}, domain, end \rangle)$ $\quad \quad \quad rate_{objId} == rateOf(nO, start, end, timeUnit)$ $\quad \quad \quad state!_{objId} = replaceAt(state?, \langle roc, completions, stmt_{objId}, rate \rangle, rate_{objId})$ $\quad = \sum state!_{objId} \bullet \forall stmt_{objId} \mid getIn(state!, \langle roc, completions, stmt_{objId}, rate \rangle) \in \mathbb{Z}$	

- $state! = \sum state!_{objId}$ is an alternative way to describe the aggregation of all changes made to $state?$.
- $rateOf$ performs the calculation which is used to update $state?$ with consideration to $opt?$
- $timeUnit$ will default to *day* if not specified within $opt?$

The output of $rateOfCompletions$ is a $state!$ which contains a mapping of following shape for each unique $stmt_{objId}$ passed to $rateOfCompletions$, each of which can be found at the path $\langle roc, completions, stmt_{objId} \rangle$.

$$\begin{aligned}
stmt_{objId} \mapsto & \langle \langle domain \mapsto \langle \langle (start, interval_{start!}), (end, interval_{end!}) \rangle \rangle \\
& nStmts \mapsto nStmts! \\
& names \mapsto names! \\
& rate \mapsto rate_{objId} \rangle \rangle
\end{aligned}$$

Any mapping within this structure can be used within a corresponding visualization but the core piece of information the visualization should convey is $rate_{objId}$.

9.8 Conclusion

This concludes the first example of a DAVE Algorithm formal definition. The conventions established within this section should be used across all DAVE Algorithm formal definitions in this document. If any aspect of this section requires further explanation or clarification, please post an issue to the DAVE github repo describing the issue or reach out to the Author(s) of this report via some other medium.

Appendix A: Visualization Exemplars

Appendix A includes a typology of data visualizations which may be supported within DAVE workbooks. These visualizations can either be one to one or one to many in regards to the algorithms defined within this document. Future iterations of this document will increasingly include these typologies within the domain-question template exemplars.

Line Charts

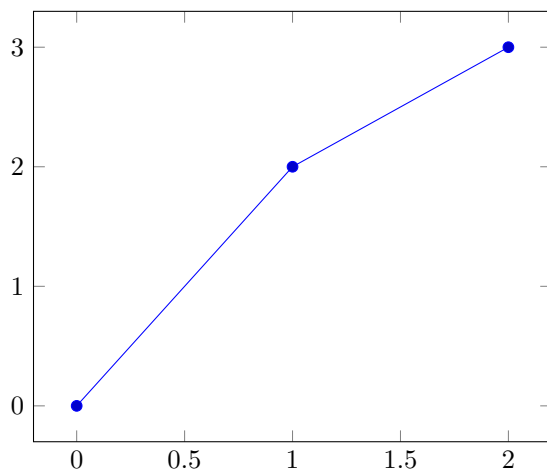


Figure 1: Line Chart

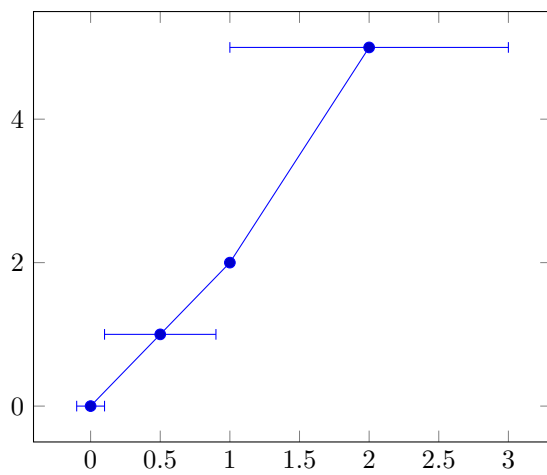


Figure 2: Line Chart with Error

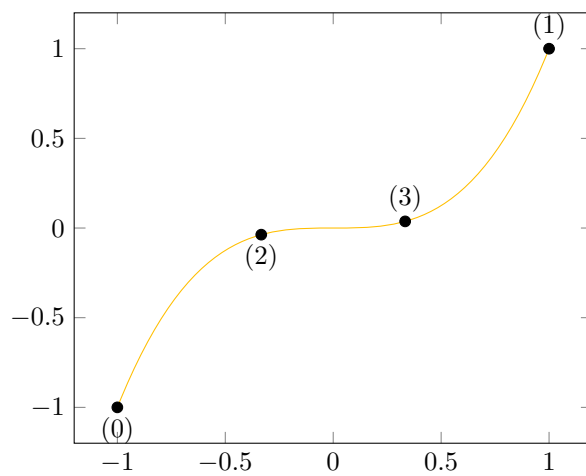


Figure 3: Spline Chart

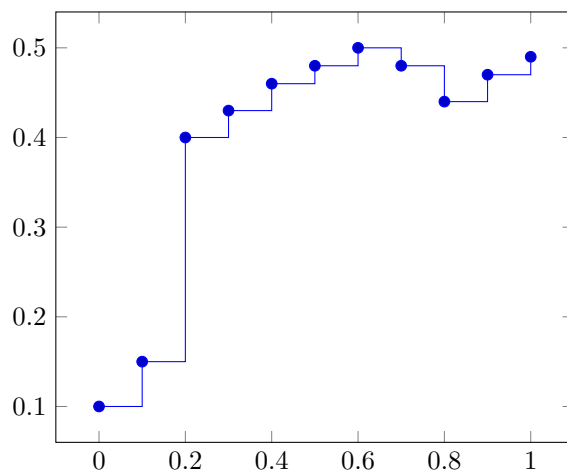


Figure 4: Quiver Chart

Grouping Charts

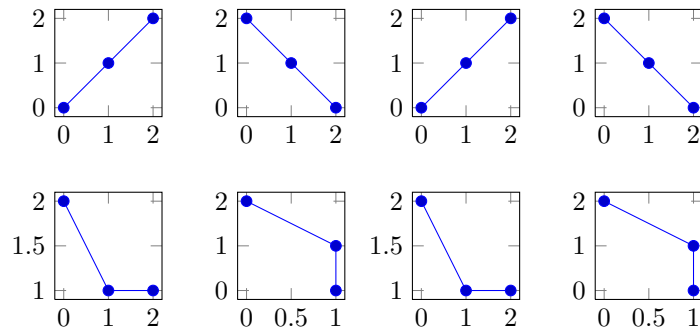


Figure 5: Grouped Line Charts

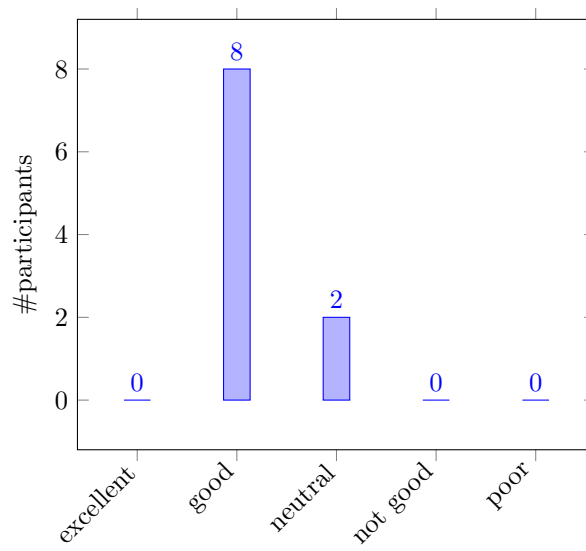


Figure 6: Histogram

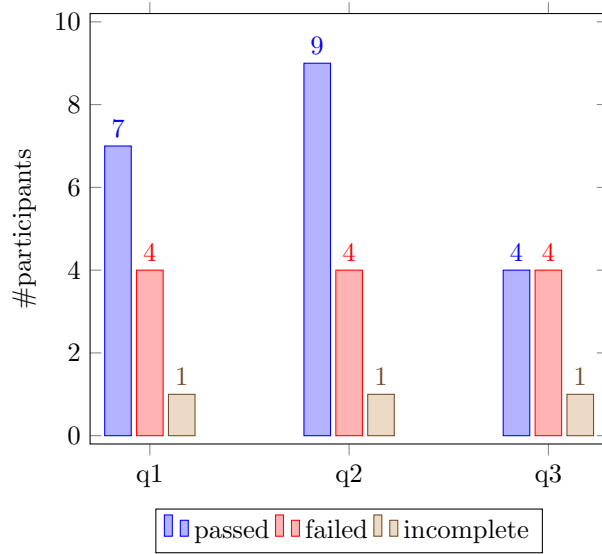


Figure 7: Bar Chart

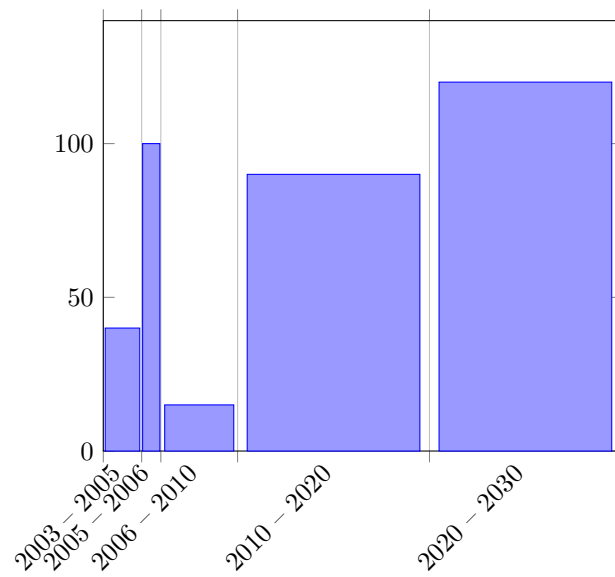


Figure 8: Bar Chart Grouped by Time Range

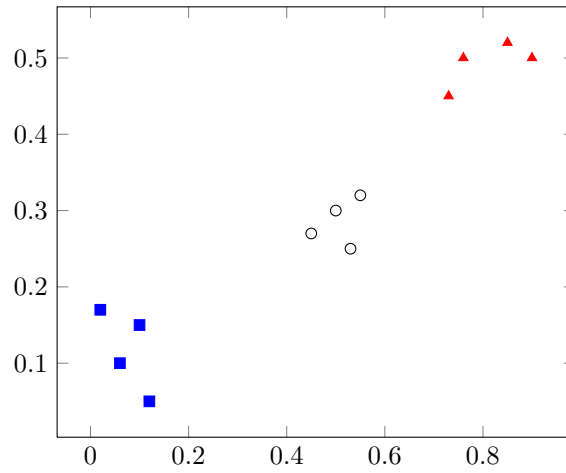


Figure 9: Scatter Plot

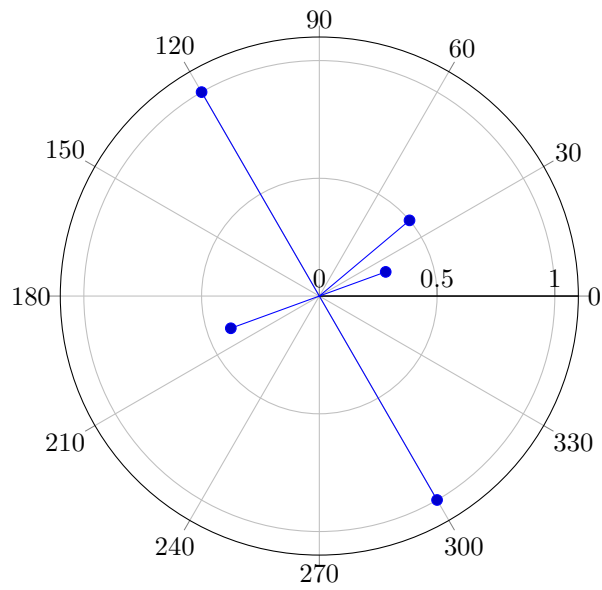


Figure 10: Polar Chart

Specialized Charts

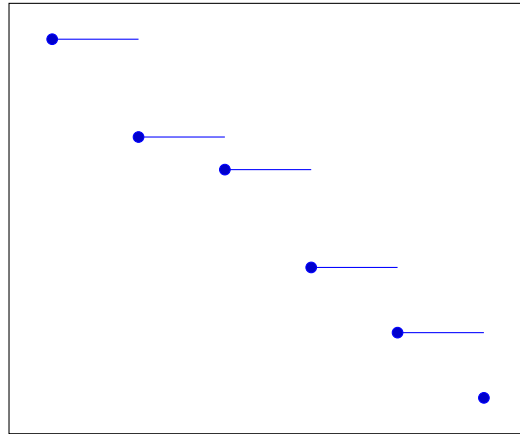


Figure 11: Gantt Chart

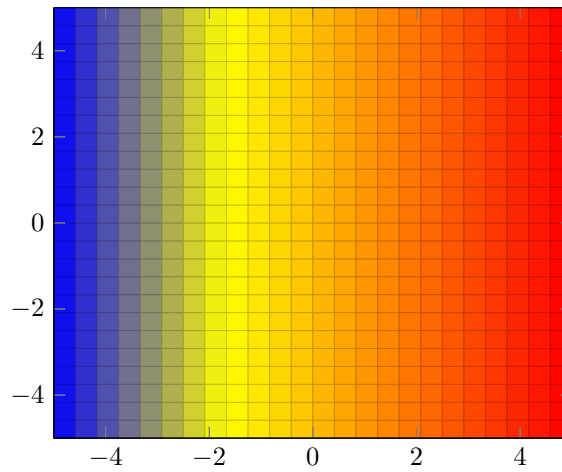


Figure 12: Heat Map

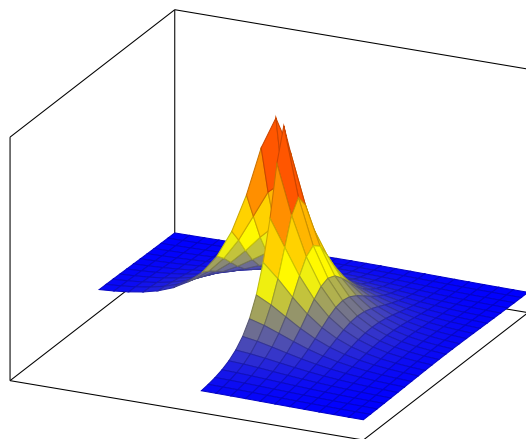


Figure 13: 3D Plot

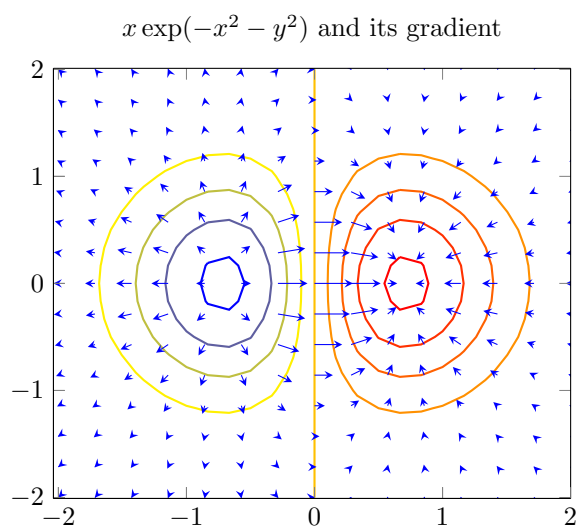


Figure 14: Gradient Plot